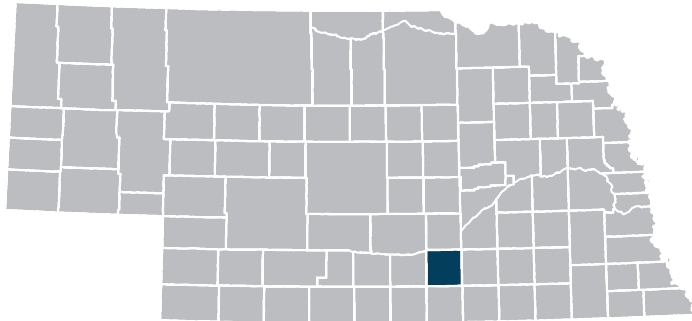


2024 COUNTY DATA FACT SHEET

COUNTY: **ADAMS**



30,899

TOTAL
POPULATION¹

8,313

CHILD POPULATION
(19 & UNDER)¹



HEALTH

3%

CHILDREN UNINSURED²

37%

CHILDREN ENROLLED
IN PUBLIC HEALTH
INSURANCE³



CHILD WELFARE

4

NON-COURT CHILD
WELFARE SYSTEM
INVOLVEMENT
(RATE/1000)⁴

21

CHILD WELFARE
SYSTEM
INVOLVEMENT
(RATE/1000)⁴

16

CHILDREN RECEIVING OUT-OF-
HOME SERVICES (RATE/1000)⁴



JUVENILE JUSTICE

27

CHILDREN ON PROBATION
(RATE/1000)⁵

70

FEES AND FINES PER
JUVENILE CASE (RATE/100)⁶

64

ARRESTS (RATE/1000)⁷



EDUCATION

50%

3- & 4-YEAR OLDS
ENROLLED IN
SCHOOL⁸

89%

HIGH
SCHOOLERS
GRADUATING
IN 4-YEARS⁹

61%

NSCAS 3RD
GRADE
READING
PROFICIENCY⁹

95

CAPACITY OF LICENSED CHILD CARE
FACILITY PER 100 CHILDREN UNDER 6
WITH ALL AVAILABLE PARENTS WORKING¹⁰



ECONOMIC STABILITY

56%

FOOD INSECURE CHILDREN
IN HOUSEHOLDS WITH
INCOMES BELOW 185
FEDERAL POVERTY LINE¹¹

33%

CHILDREN IN LOW-
INCOME FAMILIES
(UNDER 200% OF FEDERAL
POVERTY LINE)¹²

15%

CHILDREN IN
POVERTY¹³

20%

CHILD FOOD
INSECURITY RATE¹¹

77%

FAMILIES WITH
CHILDREN WHO
OWN THEIR HOME¹⁴

31%

CHILDREN
OF COLOR IN
POVERTY¹⁵

1. U.S. Census Bureau, Annual County Resident Population Estimates by Selected Age Groups and Sex: April 1, 2020 to July 1, 2023.

2. U.S. Census Bureau, 2023 American Community Survey 5-year Estimates, Table B27001.

3. U.S. Census Bureau, 2023 American Community Survey 5-year Estimates, Table B27003.

4. Nebraska Department of Health and Human Services; U.S. Census Bureau, Annual County Resident Population Estimates by Selected Age Groups and Sex: April 1, 2020 to July 1, 2023.

5. Nebraska Administrative Office of the Courts and Probation.

6. Based on Data obtained from Nebraska Administrative Office of the Courts and Probation;

Nebraska Judicial Branch Juvenile Justice System Statistical Annual Report (2019, 2020, 2021, 2022).

7. Nebraska Crime Commission.

8. U.S. Census Bureau, 2023 American Community Survey 5-year Estimates, Table B14003.

9. Nebraska Department of Education.

10. Nebraska Department of Health and Human Services.

11. Feeding America, Map the Meal Gap 2022, Child Food Insecurity in Nebraska by County.

12. U.S. Census Bureau, 2023 American Community Survey 5-year Estimates, Table B17024.

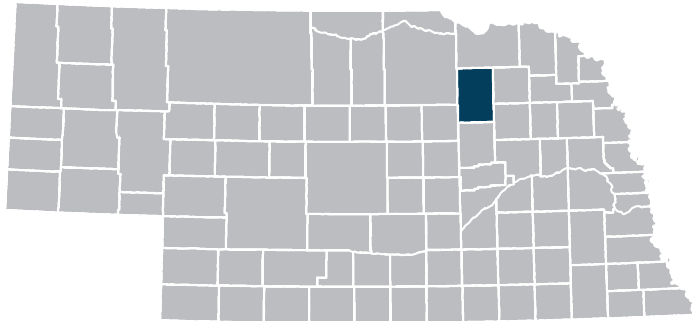
13. U.S. Census Bureau, 2023 American Community Survey 5-year Estimates, Table S1701.

14. U.S. Census Bureau, 2023 American Community Survey 5-year Estimates, Table B25115.

15. U.S. Census Bureau, 2023 American Community Survey 5-year Estimates, Table B17001B-1.

2024 COUNTY DATA FACT SHEET

COUNTY: **ANTELOPE**



6,302

TOTAL
POPULATION¹

1,681

CHILD POPULATION
(19 & UNDER)¹



HEALTH

5%

CHILDREN UNINSURED²

28%

CHILDREN ENROLLED
IN PUBLIC HEALTH
INSURANCE³



CHILD WELFARE

4

NON-COURT CHILD
WELFARE SYSTEM
INVOLVEMENT
(RATE/1000)⁴

11

CHILD WELFARE
SYSTEM
INVOLVEMENT
(RATE/1000)⁴

7

CHILDREN RECEIVING OUT-OF-
HOME SERVICES (RATE/1000)⁴



JUVENILE JUSTICE

24

CHILDREN ON PROBATION
(RATE/1000)⁵

74

FEES AND FINES PER
JUVENILE CASE (RATE/100)⁶

0

ARRESTS (RATE/1000)⁷



EDUCATION

38%

3- & 4-YEAR OLDS
ENROLLED IN
SCHOOL⁸

92%

HIGH
SCHOOLERS
GRADUATING
IN 4-YEARS⁹

60%

NSCAS 3RD
GRADE
READING
PROFICIENCY⁹

53

CAPACITY OF LICENSED CHILD CARE
FACILITY PER 100 CHILDREN UNDER 6
WITH ALL AVAILABLE PARENTS WORKING¹⁰



ECONOMIC STABILITY

62%

FOOD INSECURE CHILDREN
IN HOUSEHOLDS WITH
INCOMES BELOW 185
FEDERAL POVERTY LINE¹¹

36%

CHILDREN IN LOW-
INCOME FAMILIES
(UNDER 200% OF FEDERAL
POVERTY LINE)¹²

8%

CHILDREN IN
POVERTY¹³

20%

CHILD FOOD
INSECURITY RATE¹¹

77%

FAMILIES WITH
CHILDREN WHO
OWN THEIR HOME¹⁴

10%

CHILDREN
OF COLOR IN
POVERTY¹⁵

1. U.S. Census Bureau, Annual County Resident Population Estimates by Selected Age Groups and Sex: April 1, 2020 to July 1, 2023.

2. U.S. Census Bureau, 2023 American Community Survey 5-year Estimates, Table B27001.

3. U.S. Census Bureau, 2023 American Community Survey 5-year Estimates, Table B27003.

4. Nebraska Department of Health and Human Services; U.S. Census Bureau, Annual County Resident Population Estimates by Selected Age Groups and Sex: April 1, 2020 to July 1, 2023.

5. Nebraska Administrative Office of the Courts and Probation.

6. Based on Data obtained from Nebraska Administrative Office of the Courts and Probation;

Nebraska Judicial Branch Juvenile Justice System Statistical Annual Report (2019, 2020, 2021, 2022).

7. Nebraska Crime Commission.

8. U.S. Census Bureau, 2023 American Community Survey 5-year Estimates, Table B14003.

9. Nebraska Department of Education.

10. Nebraska Department of Health and Human Services.

11. Feeding America, Map the Meal Gap 2022, Child Food Insecurity in Nebraska by County.

12. U.S. Census Bureau, 2023 American Community Survey 5-year Estimates, Table B17024.

13. U.S. Census Bureau, 2023 American Community Survey 5-year Estimates, Table S1701.

14. U.S. Census Bureau, 2023 American Community Survey 5-year Estimates, Table B25115.

15. U.S. Census Bureau, 2023 American Community Survey 5-year Estimates, Table B17001B-1.

2024 COUNTY DATA FACT SHEET

COUNTY: **ARTHUR**



412

TOTAL
POPULATION¹

110

CHILD POPULATION
(19 & UNDER)¹



HEALTH

9%

CHILDREN UNINSURED²

35%

CHILDREN ENROLLED
IN PUBLIC HEALTH
INSURANCE³



CHILD WELFARE

0

NON-COURT CHILD
WELFARE SYSTEM
INVOLVEMENT
(RATE/1000)⁴

0

CHILD WELFARE
SYSTEM
INVOLVEMENT
(RATE/1000)⁴

0

CHILDREN RECEIVING OUT-OF-
HOME SERVICES (RATE/1000)⁴



JUVENILE JUSTICE

0

CHILDREN ON PROBATION
(RATE/1000)⁵

N/A

FEES AND FINES PER
JUVENILE CASE (RATE/100)⁶

0

ARRESTS (RATE/1000)⁷



EDUCATION

38%

3- & 4-YEAR OLDS
ENROLLED IN
SCHOOL⁸

HIGH
SCHOOLERS
GRADUATING
IN 4-YEARS⁹

NSCAS 3RD
GRADE
READING
PROFICIENCY⁹

0

CAPACITY OF LICENSED CHILD CARE
FACILITY PER 100 CHILDREN UNDER 6
WITH ALL AVAILABLE PARENTS WORKING¹⁰



ECONOMIC STABILITY

74%

FOOD INSECURE CHILDREN
IN HOUSEHOLDS WITH
INCOMES BELOW 185
FEDERAL POVERTY LINE¹¹

36%

CHILDREN IN LOW-
INCOME FAMILIES
(UNDER 200% OF FEDERAL
POVERTY LINE)¹²

14%

CHILDREN IN
POVERTY¹³

18%

CHILD FOOD
INSECURITY RATE¹¹

68%

FAMILIES WITH
CHILDREN WHO
OWN THEIR HOME¹⁴

0%

CHILDREN
OF COLOR IN
POVERTY¹⁵

*Data suppressed

N/A Not available

1. U.S. Census Bureau, Annual County Resident Population Estimates by Selected Age Groups and Sex: April 1, 2020 to July 1, 2023.

2. U.S. Census Bureau, 2023 American Community Survey 5-year Estimates, Table B27001.

3. U.S. Census Bureau, 2023 American Community Survey 5-year Estimates, Table B27003.

4. Nebraska Department of Health and Human Services; U.S. Census Bureau, Annual County Resident Population Estimates by Selected Age Groups and Sex: April 1, 2020 to July 1, 2023.

5. Nebraska Administrative Office of the Courts and Probation.

6. Based on Data obtained from Nebraska Administrative Office of the Courts and Probation;

Nebraska Judicial Branch Juvenile Justice System Statistical Annual Report (2019, 2020, 2021, 2022).

7. Nebraska Crime Commission.

8. U.S. Census Bureau, 2023 American Community Survey 5-year Estimates, Table B14003.

9. Nebraska Department of Education.

10. Nebraska Department of Health and Human Services.

11. Feeding America, Map the Meal Gap 2022, Child Food Insecurity in Nebraska by County.

12. U.S. Census Bureau, 2023 American Community Survey 5-year Estimates, Table B17024.

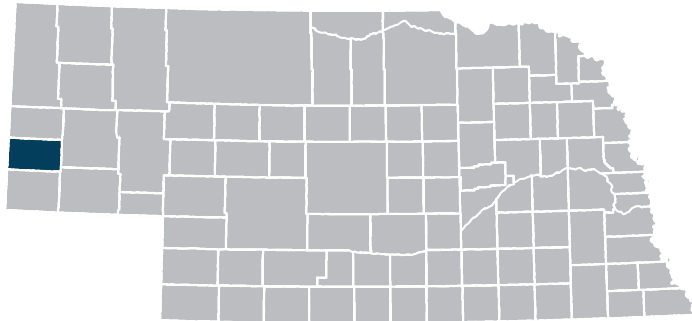
13. U.S. Census Bureau, 2023 American Community Survey 5-year Estimates, Table S1701.

14. U.S. Census Bureau, 2023 American Community Survey 5-year Estimates, Table B25115.

15. U.S. Census Bureau, 2023 American Community Survey 5-year Estimates, Table B17001B-1.

2024 COUNTY DATA FACT SHEET

COUNTY: **BANNER**



674

TOTAL
POPULATION¹

166

CHILD POPULATION
(19 & UNDER)¹



HEALTH

2%

CHILDREN UNINSURED²

36%

CHILDREN ENROLLED
IN PUBLIC HEALTH
INSURANCE³



CHILD WELFARE

*

NON-COURT CHILD
WELFARE SYSTEM
INVOLVEMENT
(RATE/1000)⁴

*

CHILD WELFARE
SYSTEM
INVOLVEMENT
(RATE/1000)⁴

*

CHILDREN RECEIVING OUT-OF-
HOME SERVICES (RATE/1000)⁴



JUVENILE JUSTICE

0

CHILDREN ON PROBATION
(RATE/1000)⁵

N/A

FEES AND FINES PER
JUVENILE CASE (RATE/100)⁶

13

ARRESTS (RATE/1000)⁷



EDUCATION

0%

3- & 4-YEAR OLDS
ENROLLED IN
SCHOOL⁸

*

HIGH
SCHOOLERS
GRADUATING
IN 4-YEARS⁹

*

NSCAS 3RD
GRADE
READING
PROFICIENCY⁹

0

CAPACITY OF LICENSED CHILD CARE
FACILITY PER 100 CHILDREN UNDER 6
WITH ALL AVAILABLE PARENTS WORKING¹⁰



ECONOMIC STABILITY

19%

FOOD INSECURE CHILDREN
IN HOUSEHOLDS WITH
INCOMES BELOW 185
FEDERAL POVERTY LINE¹¹

27%

CHILDREN IN LOW-
INCOME FAMILIES
(UNDER 200% OF FEDERAL
POVERTY LINE)¹²

10%

CHILDREN IN
POVERTY¹³

17%

CHILD FOOD
INSECURITY RATE¹¹

71%

FAMILIES WITH
CHILDREN WHO
OWN THEIR HOME¹⁴

0%

CHILDREN
OF COLOR IN
POVERTY¹⁵

*Data suppressed

N/A Not available

1. U.S. Census Bureau, Annual County Resident Population Estimates by Selected Age Groups and Sex: April 1, 2020 to July 1, 2023.

2. U.S. Census Bureau, 2023 American Community Survey 5-year Estimates, Table B27001.

3. U.S. Census Bureau, 2023 American Community Survey 5-year Estimates, Table B27003.

4. Nebraska Department of Health and Human Services; U.S. Census Bureau, Annual County Resident Population Estimates by Selected Age Groups and Sex: April 1, 2020 to July 1, 2023.

5. Nebraska Administrative Office of the Courts and Probation.

6. Based on Data obtained from Nebraska Administrative Office of the Courts and Probation;

Nebraska Judicial Branch Juvenile Justice System Statistical Annual Report (2019, 2020, 2021, 2022).

7. Nebraska Crime Commission.

8. U.S. Census Bureau, 2023 American Community Survey 5-year Estimates, Table B14003.

9. Nebraska Department of Education.

10. Nebraska Department of Health and Human Services.

11. Feeding America, Map the Meal Gap 2022, Child Food Insecurity in Nebraska by County.

12. U.S. Census Bureau, 2023 American Community Survey 5-year Estimates, Table B17024.

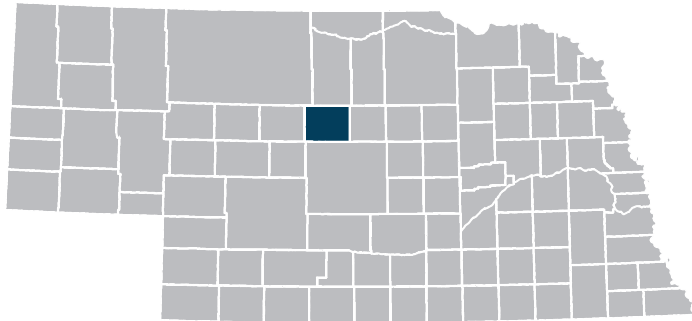
13. U.S. Census Bureau, 2023 American Community Survey 5-year Estimates, Table S1701.

14. U.S. Census Bureau, 2023 American Community Survey 5-year Estimates, Table B25115.

15. U.S. Census Bureau, 2023 American Community Survey 5-year Estimates, Table B17001B-I.

2024 COUNTY DATA FACT SHEET

COUNTY: **BLAINE**



436

TOTAL
POPULATION¹

99

CHILD POPULATION
(19 & UNDER)¹



HEALTH

0%

CHILDREN UNINSURED²

45%

CHILDREN ENROLLED
IN PUBLIC HEALTH
INSURANCE³



CHILD WELFARE

0

NON-COURT CHILD
WELFARE SYSTEM
INVOLVEMENT
(RATE/1000)⁴

0

CHILD WELFARE
SYSTEM
INVOLVEMENT
(RATE/1000)⁴

0

CHILDREN RECEIVING OUT-OF-
HOME SERVICES (RATE/1000)⁴



JUVENILE JUSTICE

0

CHILDREN ON PROBATION
(RATE/1000)⁵

N/A

FEES AND FINES PER
JUVENILE CASE (RATE/100)⁶

0

ARRESTS (RATE/1000)⁷



EDUCATION

0%

3- & 4-YEAR OLDS
ENROLLED IN
SCHOOL⁸

HIGH
SCHOOLERS
GRADUATING
IN 4-YEARS⁹

NSCAS 3RD
GRADE
READING
PROFICIENCY⁹

0

CAPACITY OF LICENSED CHILD CARE
FACILITY PER 100 CHILDREN UNDER 6
WITH ALL AVAILABLE PARENTS WORKING¹⁰



ECONOMIC STABILITY

100%

FOOD INSECURE CHILDREN
IN HOUSEHOLDS WITH
INCOMES BELOW 185
FEDERAL POVERTY LINE¹¹

52%

CHILDREN IN LOW-
INCOME FAMILIES
(UNDER 200% OF FEDERAL
POVERTY LINE)¹²

11%

CHILDREN IN
POVERTY¹³

30%

CHILD FOOD
INSECURITY RATE¹¹

33%

FAMILIES WITH
CHILDREN WHO
OWN THEIR HOME¹⁴

N/A

CHILDREN
OF COLOR IN
POVERTY¹⁵

*Data suppressed

N/A Not available

1. U.S. Census Bureau, Annual County Resident Population Estimates by Selected Age Groups and Sex: April 1, 2020 to July 1, 2023.

2. U.S. Census Bureau, 2023 American Community Survey 5-year Estimates, Table B27001.

3. U.S. Census Bureau, 2023 American Community Survey 5-year Estimates, Table B27003.

4. Nebraska Department of Health and Human Services; U.S. Census Bureau, Annual County Resident Population Estimates by Selected Age Groups and Sex: April 1, 2020 to July 1, 2023.

5. Nebraska Administrative Office of the Courts and Probation.

6. Based on Data obtained from Nebraska Administrative Office of the Courts and Probation;

Nebraska Judicial Branch Juvenile Justice System Statistical Annual Report (2019, 2020, 2021, 2022).

7. Nebraska Crime Commission.

8. U.S. Census Bureau, 2023 American Community Survey 5-year Estimates, Table B14003.

9. Nebraska Department of Education.

10. Nebraska Department of Health and Human Services.

11. Feeding America, Map the Meal Gap 2022, Child Food Insecurity in Nebraska by County.

12. U.S. Census Bureau, 2023 American Community Survey 5-year Estimates, Table B17024.

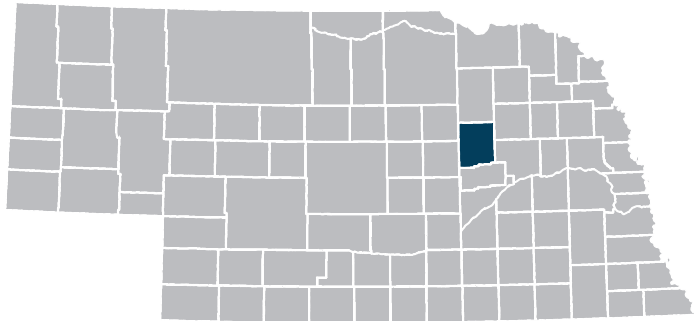
13. U.S. Census Bureau, 2023 American Community Survey 5-year Estimates, Table S1701.

14. U.S. Census Bureau, 2023 American Community Survey 5-year Estimates, Table B25115.

15. U.S. Census Bureau, 2023 American Community Survey 5-year Estimates, Table B17001B-1.

2024 COUNTY DATA FACT SHEET

COUNTY: **BOONE**



5,310

TOTAL
POPULATION ¹

1,396

CHILD POPULATION
(19 & UNDER) ¹



HEALTH

5%

CHILDREN UNINSURED ²

30%

CHILDREN ENROLLED
IN PUBLIC HEALTH
INSURANCE ³



CHILD WELFARE

0

NON-COURT CHILD
WELFARE SYSTEM
INVOLVEMENT
(RATE/1000) ⁴

CHILD WELFARE
SYSTEM
INVOLVEMENT
(RATE/1000) ⁴

CHILDREN RECEIVING OUT-OF-
HOME SERVICES (RATE/1000) ⁴



JUVENILE JUSTICE

15

CHILDREN ON PROBATION
(RATE/1000) ⁵

85

FEES AND FINES PER
JUVENILE CASE (RATE/100) ⁶

0

ARRESTS (RATE/1000) ⁷



EDUCATION

47%

3- & 4-YEAR OLDS
ENROLLED IN
SCHOOL ⁸

96%

HIGH
SCHOOLERS
GRADUATING
IN 4-YEARS ⁹

53%

NCSAS 3RD
GRADE
READING
PROFICIENCY ⁹

69

CAPACITY OF LICENSED CHILD CARE
FACILITY PER 100 CHILDREN UNDER 6
WITH ALL AVAILABLE PARENTS WORKING ¹⁰



ECONOMIC STABILITY

55%

FOOD INSECURE CHILDREN
IN HOUSEHOLDS WITH
INCOMES BELOW 185
FEDERAL POVERTY LINE ¹¹

31%

CHILDREN IN LOW-
INCOME FAMILIES
(UNDER 200% OF FEDERAL
POVERTY LINE) ¹²

11%

CHILDREN IN
POVERTY ¹³

16%

CHILD FOOD
INSECURITY RATE ¹¹

81%

FAMILIES WITH
CHILDREN WHO
OWN THEIR HOME ¹⁴

70%

CHILDREN
OF COLOR IN
POVERTY ¹⁵

*Data suppressed

1. U.S. Census Bureau, Annual County Resident Population Estimates by Selected Age Groups and Sex: April 1, 2020 to July 1, 2023.

2. U.S. Census Bureau, 2023 American Community Survey 5-year Estimates, Table B27001.

3. U.S. Census Bureau, 2023 American Community Survey 5-year Estimates, Table B27003.

4. Nebraska Department of Health and Human Services; U.S. Census Bureau, Annual County Resident Population Estimates by Selected Age Groups and Sex: April 1, 2020 to July 1, 2023.

5. Nebraska Administrative Office of the Courts and Probation.

6. Based on Data obtained from Nebraska Administrative Office of the Courts and Probation; Nebraska Judicial Branch Juvenile Justice System Statistical Annual Report (2019, 2020, 2021, 2022).

7. Nebraska Crime Commission.

8. U.S. Census Bureau, 2023 American Community Survey 5-year Estimates, Table B14003.

9. Nebraska Department of Education.

10. Nebraska Department of Health and Human Services.

11. Feeding America, Map the Meal Gap 2022, Child Food Insecurity in Nebraska by County.

12. U.S. Census Bureau, 2023 American Community Survey 5-year Estimates, Table B17024.

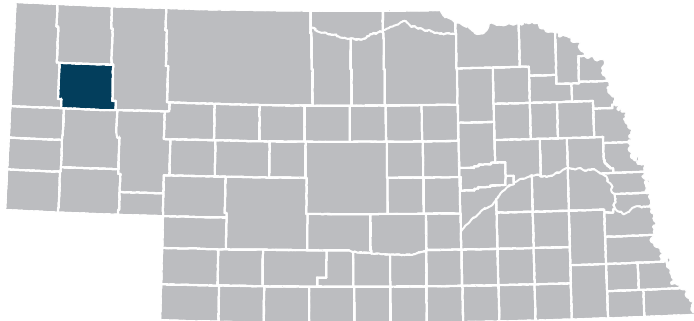
13. U.S. Census Bureau, 2023 American Community Survey 5-year Estimates, Table S1701.

14. U.S. Census Bureau, 2023 American Community Survey 5-year Estimates, Table B25115.

15. U.S. Census Bureau, 2023 American Community Survey 5-year Estimates, Table B17001B-1.

2024 COUNTY DATA FACT SHEET

COUNTY: **BOX BUTTE**



10,692

TOTAL
POPULATION¹

2,878

CHILD POPULATION
(19 & UNDER)¹



HEALTH

7%

CHILDREN UNINSURED²

30%

CHILDREN ENROLLED
IN PUBLIC HEALTH
INSURANCE³



CHILD WELFARE

8

NON-COURT CHILD
WELFARE SYSTEM
INVOLVEMENT
(RATE/1000)⁴

18

CHILD WELFARE
SYSTEM
INVOLVEMENT
(RATE/1000)⁴

10

CHILDREN RECEIVING OUT-OF-
HOME SERVICES (RATE/1000)⁴



JUVENILE JUSTICE

14

CHILDREN ON PROBATION
(RATE/1000)⁵

91

FEES AND FINES PER
JUVENILE CASE (RATE/100)⁶

5

ARRESTS (RATE/1000)⁷



EDUCATION

41%

3- & 4-YEAR OLDS
ENROLLED IN
SCHOOL⁸

87%

HIGH
SCHOOLERS
GRADUATING
IN 4-YEARS⁹

57%

NSCAS 3RD
GRADE
READING
PROFICIENCY⁹

47

CAPACITY OF LICENSED CHILD CARE
FACILITY PER 100 CHILDREN UNDER 6
WITH ALL AVAILABLE PARENTS WORKING¹⁰



ECONOMIC STABILITY

57%

FOOD INSECURE CHILDREN
IN HOUSEHOLDS WITH
INCOMES BELOW 185
FEDERAL POVERTY LINE¹¹

35%

CHILDREN IN LOW-
INCOME FAMILIES
(UNDER 200% OF FEDERAL
POVERTY LINE)¹²

4%

CHILDREN IN
POVERTY¹³

20%

CHILD FOOD
INSECURITY RATE¹¹

75%

FAMILIES WITH
CHILDREN WHO
OWN THEIR HOME¹⁴

2%

CHILDREN
OF COLOR IN
POVERTY¹⁵

1. U.S. Census Bureau, Annual County Resident Population Estimates by Selected Age Groups and Sex: April 1, 2020 to July 1, 2023.

2. U.S. Census Bureau, 2023 American Community Survey 5-year Estimates, Table B27001.

3. U.S. Census Bureau, 2023 American Community Survey 5-year Estimates, Table B27003.

4. Nebraska Department of Health and Human Services; U.S. Census Bureau, Annual County Resident Population Estimates by Selected Age Groups and Sex: April 1, 2020 to July 1, 2023.

5. Nebraska Administrative Office of the Courts and Probation.

6. Based on Data obtained from Nebraska Administrative Office of the Courts and Probation;

Nebraska Judicial Branch Juvenile Justice System Statistical Annual Report (2019, 2020, 2021, 2022).

7. Nebraska Crime Commission.

8. U.S. Census Bureau, 2023 American Community Survey 5-year Estimates, Table B14003.

9. Nebraska Department of Education.

10. Nebraska Department of Health and Human Services.

11. Feeding America, Map the Meal Gap 2022, Child Food Insecurity in Nebraska by County.

12. U.S. Census Bureau, 2023 American Community Survey 5-year Estimates, Table B17024.

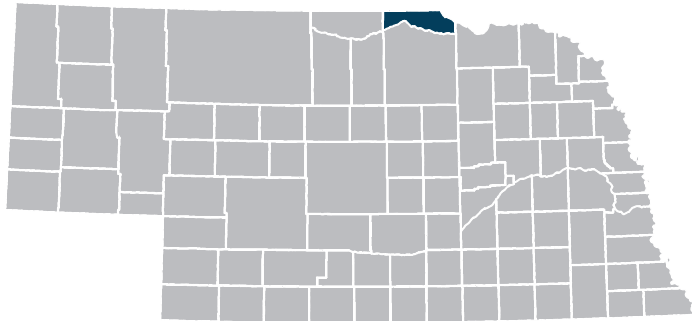
13. U.S. Census Bureau, 2023 American Community Survey 5-year Estimates, Table S1701.

14. U.S. Census Bureau, 2023 American Community Survey 5-year Estimates, Table B25115.

15. U.S. Census Bureau, 2023 American Community Survey 5-year Estimates, Table B17001B-1.

2024 COUNTY DATA FACT SHEET

COUNTY: **BOYD**



1,725

TOTAL
POPULATION¹

355

CHILD POPULATION
(19 & UNDER)¹



HEALTH

4%

CHILDREN UNINSURED²

51%

CHILDREN ENROLLED
IN PUBLIC HEALTH
INSURANCE³



CHILD WELFARE

0

NON-COURT CHILD
WELFARE SYSTEM
INVOLVEMENT
(RATE/1000)⁴

20

CHILD WELFARE
SYSTEM
INVOLVEMENT
(RATE/1000)⁴

20

CHILDREN RECEIVING OUT-OF-
HOME SERVICES (RATE/1000)⁴



JUVENILE JUSTICE

5

CHILDREN ON PROBATION
(RATE/1000)⁵

0

FEES AND FINES PER
JUVENILE CASE (RATE/100)⁶

0

ARRESTS (RATE/1000)⁷



EDUCATION

56%

3- & 4-YEAR OLDS
ENROLLED IN
SCHOOL⁸

1%

HIGH
SCHOOLERS
GRADUATING
IN 4-YEARS⁹

75%

NSCAS 3RD
GRADE
READING
PROFICIENCY⁹

0

CAPACITY OF LICENSED CHILD CARE
FACILITY PER 100 CHILDREN UNDER 6
WITH ALL AVAILABLE PARENTS WORKING¹⁰



ECONOMIC STABILITY

88%

FOOD INSECURE CHILDREN
IN HOUSEHOLDS WITH
INCOMES BELOW 185
FEDERAL POVERTY LINE¹¹

54%

CHILDREN IN LOW-
INCOME FAMILIES
(UNDER 200% OF FEDERAL
POVERTY LINE)¹²

20%

CHILDREN IN
POVERTY¹³

23%

CHILD FOOD
INSECURITY RATE¹¹

83%

FAMILIES WITH
CHILDREN WHO
OWN THEIR HOME¹⁴

8%

CHILDREN
OF COLOR IN
POVERTY¹⁵

1. U.S. Census Bureau, Annual County Resident Population Estimates by Selected Age Groups and Sex: April 1, 2020 to July 1, 2023.

2. U.S. Census Bureau, 2023 American Community Survey 5-year Estimates, Table B27001.

3. U.S. Census Bureau, 2023 American Community Survey 5-year Estimates, Table B27003.

4. Nebraska Department of Health and Human Services; U.S. Census Bureau, Annual County Resident Population Estimates by Selected Age Groups and Sex: April 1, 2020 to July 1, 2023.

5. Nebraska Administrative Office of the Courts and Probation.

6. Based on Data obtained from Nebraska Administrative Office of the Courts and Probation;

Nebraska Judicial Branch Juvenile Justice System Statistical Annual Report (2019, 2020, 2021, 2022).

7. Nebraska Crime Commission.

8. U.S. Census Bureau, 2023 American Community Survey 5-year Estimates, Table B14003.

9. Nebraska Department of Education.

10. Nebraska Department of Health and Human Services.

11. Feeding America, Map the Meal Gap 2022, Child Food Insecurity in Nebraska by County.

12. U.S. Census Bureau, 2023 American Community Survey 5-year Estimates, Table B17024.

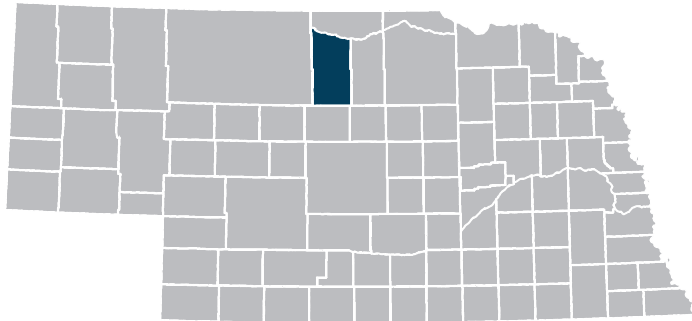
13. U.S. Census Bureau, 2023 American Community Survey 5-year Estimates, Table S1701.

14. U.S. Census Bureau, 2023 American Community Survey 5-year Estimates, Table B25115.

15. U.S. Census Bureau, 2023 American Community Survey 5-year Estimates, Table B17001B-1.

2024 COUNTY DATA FACT SHEET

COUNTY: **BROWN**



2,853

TOTAL
POPULATION¹

676

CHILD POPULATION
(19 & UNDER)¹



HEALTH

6%

CHILDREN UNINSURED²

45%

CHILDREN ENROLLED
IN PUBLIC HEALTH
INSURANCE³



CHILD WELFARE

0

NON-COURT CHILD
WELFARE SYSTEM
INVOLVEMENT
(RATE/1000)⁴

0

CHILD WELFARE
SYSTEM
INVOLVEMENT
(RATE/1000)⁴

0

CHILDREN RECEIVING OUT-OF-
HOME SERVICES (RATE/1000)⁴



JUVENILE JUSTICE

26

CHILDREN ON PROBATION
(RATE/1000)⁵

50

FEES AND FINES PER
JUVENILE CASE (RATE/100)⁶

4

ARRESTS (RATE/1000)⁷



EDUCATION

88%

3- & 4-YEAR OLDS
ENROLLED IN
SCHOOL⁸

93%

HIGH
SCHOOLERS
GRADUATING
IN 4-YEARS⁹

48%

NSCAS 3RD
GRADE
READING
PROFICIENCY⁹

65

CAPACITY OF LICENSED CHILD CARE
FACILITY PER 100 CHILDREN UNDER 6
WITH ALL AVAILABLE PARENTS WORKING¹⁰



ECONOMIC STABILITY

100%

FOOD INSECURE CHILDREN
IN HOUSEHOLDS WITH
INCOMES BELOW 185
FEDERAL POVERTY LINE¹¹

61%

CHILDREN IN LOW-
INCOME FAMILIES
(UNDER 200% OF FEDERAL
POVERTY LINE)¹²

11%

CHILDREN IN
POVERTY¹³

19%

CHILD FOOD
INSECURITY RATE¹¹

75%

FAMILIES WITH
CHILDREN WHO
OWN THEIR HOME¹⁴

14%

CHILDREN
OF COLOR IN
POVERTY¹⁵

1. U.S. Census Bureau, Annual County Resident Population Estimates by Selected Age Groups and Sex: April 1, 2020 to July 1, 2023.

2. U.S. Census Bureau, 2023 American Community Survey 5-year Estimates, Table B27001.

3. U.S. Census Bureau, 2023 American Community Survey 5-year Estimates, Table B27003.

4. Nebraska Department of Health and Human Services; U.S. Census Bureau, Annual County Resident Population Estimates by Selected Age Groups and Sex: April 1, 2020 to July 1, 2023.

5. Nebraska Administrative Office of the Courts and Probation.

6. Based on Data obtained from Nebraska Administrative Office of the Courts and Probation;

Nebraska Judicial Branch Juvenile Justice System Statistical Annual Report (2019, 2020, 2021, 2022).

7. Nebraska Crime Commission.

8. U.S. Census Bureau, 2023 American Community Survey 5-year Estimates, Table B14003.

9. Nebraska Department of Education.

10. Nebraska Department of Health and Human Services.

11. Feeding America, Map the Meal Gap 2022, Child Food Insecurity in Nebraska by County.

12. U.S. Census Bureau, 2023 American Community Survey 5-year Estimates, Table B17024.

13. U.S. Census Bureau, 2023 American Community Survey 5-year Estimates, Table S1701.

14. U.S. Census Bureau, 2023 American Community Survey 5-year Estimates, Table B25115.

15. U.S. Census Bureau, 2023 American Community Survey 5-year Estimates, Table B17001B-1.

2024 COUNTY DATA FACT SHEET

COUNTY: **BUFFALO**



50,697

TOTAL
POPULATION¹

13,465

CHILD POPULATION
(19 & UNDER)¹



HEALTH

6%

CHILDREN UNINSURED²

30%

CHILDREN ENROLLED
IN PUBLIC HEALTH
INSURANCE³



CHILD WELFARE

4

NON-COURT CHILD
WELFARE SYSTEM
INVOLVEMENT
(RATE/1000)⁴

16

CHILD WELFARE
SYSTEM
INVOLVEMENT
(RATE/1000)⁴

10

CHILDREN RECEIVING OUT-OF-
HOME SERVICES (RATE/1000)⁴



JUVENILE JUSTICE

14

CHILDREN ON PROBATION
(RATE/1000)⁵

43

FEES AND FINES PER
JUVENILE CASE (RATE/100)⁶

75

ARRESTS (RATE/1000)⁷



EDUCATION

38%

3- & 4-YEAR OLDS
ENROLLED IN
SCHOOL⁸

89%

HIGH
SCHOOLERS
GRADUATING
IN 4-YEARS⁹

70%

NSCAS 3RD
GRADE
READING
PROFICIENCY⁹

92

CAPACITY OF LICENSED CHILD CARE
FACILITY PER 100 CHILDREN UNDER 6
WITH ALL AVAILABLE PARENTS WORKING¹⁰



ECONOMIC STABILITY

59%

FOOD INSECURE CHILDREN
IN HOUSEHOLDS WITH
INCOMES BELOW 185
FEDERAL POVERTY LINE¹¹

28%

CHILDREN IN LOW-
INCOME FAMILIES
(UNDER 200% OF FEDERAL
POVERTY LINE)¹²

10%

CHILDREN IN
POVERTY¹³

18%

CHILD FOOD
INSECURITY RATE¹¹

73%

FAMILIES WITH
CHILDREN WHO
OWN THEIR HOME¹⁴

9%

CHILDREN
OF COLOR IN
POVERTY¹⁵

1. U.S. Census Bureau, Annual County Resident Population Estimates by Selected Age Groups and Sex: April 1, 2020 to July 1, 2023.

2. U.S. Census Bureau, 2023 American Community Survey 5-year Estimates, Table B27001.

3. U.S. Census Bureau, 2023 American Community Survey 5-year Estimates, Table B27003.

4. Nebraska Department of Health and Human Services; U.S. Census Bureau, Annual County Resident Population Estimates by Selected Age Groups and Sex: April 1, 2020 to July 1, 2023.

5. Nebraska Administrative Office of the Courts and Probation.

6. Based on Data obtained from Nebraska Administrative Office of the Courts and Probation;

Nebraska Judicial Branch Juvenile Justice System Statistical Annual Report (2019, 2020, 2021, 2022).

7. Nebraska Crime Commission.

8. U.S. Census Bureau, 2023 American Community Survey 5-year Estimates, Table B14003.

9. Nebraska Department of Education.

10. Nebraska Department of Health and Human Services.

11. Feeding America, Map the Meal Gap 2022, Child Food Insecurity in Nebraska by County.

12. U.S. Census Bureau, 2023 American Community Survey 5-year Estimates, Table B17024.

13. U.S. Census Bureau, 2023 American Community Survey 5-year Estimates, Table S1701.

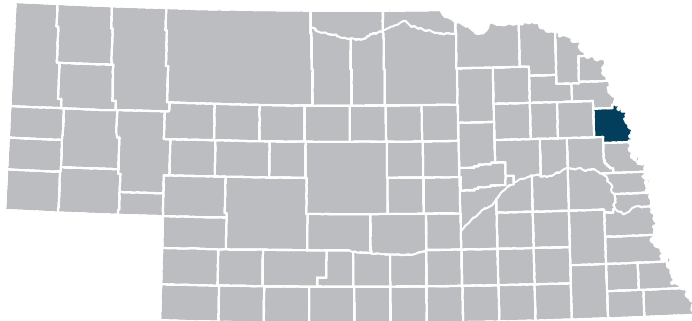
14. U.S. Census Bureau, 2023 American Community Survey 5-year Estimates, Table B25115.

15. U.S. Census Bureau, 2023 American Community Survey 5-year Estimates, Table B17001B-1.

2024 COUNTY DATA FACT SHEET



COUNTY: **BURT**



6,727

TOTAL
POPULATION ¹

1,647

CHILD POPULATION
(19 & UNDER) ¹



HEALTH

3%

CHILDREN UNINSURED ²

26%

CHILDREN ENROLLED
IN PUBLIC HEALTH
INSURANCE ³



CHILD WELFARE

*

NON-COURT CHILD
WELFARE SYSTEM
INVOLVEMENT
(RATE/1000) ⁴

*

CHILD WELFARE
SYSTEM
INVOLVEMENT
(RATE/1000) ⁴

*

CHILDREN RECEIVING OUT-OF-
HOME SERVICES (RATE/1000) ⁴



JUVENILE JUSTICE

0

CHILDREN ON PROBATION
(RATE/1000) ⁵

116

FEES AND FINES PER
JUVENILE CASE (RATE/100) ⁶

0

ARRESTS (RATE/1000) ⁷



EDUCATION

26%

3- & 4-YEAR OLDS
ENROLLED IN
SCHOOL ⁸

94%

HIGH
SCHOOLERS
GRADUATING
IN 4-YEARS ⁹

55%

NCSAS 3RD
GRADE
READING
PROFICIENCY ⁹

39

CAPACITY OF LICENSED CHILD CARE
FACILITY PER 100 CHILDREN UNDER 6
WITH ALL AVAILABLE PARENTS WORKING ¹⁰



ECONOMIC STABILITY

59%

FOOD INSECURE CHILDREN
IN HOUSEHOLDS WITH
INCOMES BELOW 185
FEDERAL POVERTY LINE ¹¹

33%

CHILDREN IN LOW-
INCOME FAMILIES
(UNDER 200% OF FEDERAL
POVERTY LINE) ¹²

20%

CHILDREN IN
POVERTY ¹³

22%

CHILD FOOD
INSECURITY RATE ¹¹

83%

FAMILIES WITH
CHILDREN WHO
OWN THEIR HOME ¹⁴

32%

CHILDREN
OF COLOR IN
POVERTY ¹⁵

*Data suppressed

1. U.S. Census Bureau, Annual County Resident Population Estimates by Selected Age Groups and Sex: April 1, 2020 to July 1, 2023.

2. U.S. Census Bureau, 2023 American Community Survey 5-year Estimates, Table B27001.

3. U.S. Census Bureau, 2023 American Community Survey 5-year Estimates, Table B27003.

4. Nebraska Department of Health and Human Services; U.S. Census Bureau, Annual County Resident Population Estimates by Selected Age Groups and Sex: April 1, 2020 to July 1, 2023.

5. Nebraska Administrative Office of the Courts and Probation.

6. Based on Data obtained from Nebraska Administrative Office of the Courts and Probation;

Nebraska Judicial Branch Juvenile Justice System Statistical Annual Report (2019, 2020, 2021, 2022).

7. Nebraska Crime Commission.

8. U.S. Census Bureau, 2023 American Community Survey 5-year Estimates, Table B14003.

9. Nebraska Department of Education.

10. Nebraska Department of Health and Human Services.

11. Feeding America, Map the Meal Gap 2022, Child Food Insecurity in Nebraska by County.

12. U.S. Census Bureau, 2023 American Community Survey 5-year Estimates, Table B17024.

13. U.S. Census Bureau, 2023 American Community Survey 5-year Estimates, Table S1701.

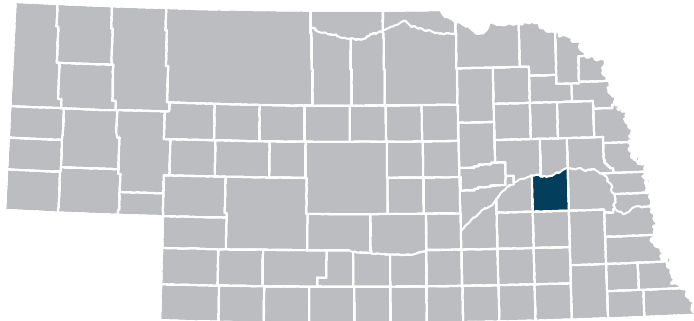
14. U.S. Census Bureau, 2023 American Community Survey 5-year Estimates, Table B25115.

15. U.S. Census Bureau, 2023 American Community Survey 5-year Estimates, Table B17001B-I.

2024 COUNTY DATA FACT SHEET



COUNTY: **BUTLER**



8,459

TOTAL
POPULATION¹

2,237

CHILD POPULATION
(19 & UNDER)¹



HEALTH

5%

CHILDREN UNINSURED²

21%

CHILDREN ENROLLED
IN PUBLIC HEALTH
INSURANCE³



CHILD WELFARE

8

NON-COURT CHILD
WELFARE SYSTEM
INVOLVEMENT
(RATE/1000)⁴

19

CHILD WELFARE
SYSTEM
INVOLVEMENT
(RATE/1000)⁴

11

CHILDREN RECEIVING OUT-OF-
HOME SERVICES (RATE/1000)⁴



JUVENILE JUSTICE

12

CHILDREN ON PROBATION
(RATE/1000)⁵

85

FEES AND FINES PER
JUVENILE CASE (RATE/100)⁶

1

ARRESTS (RATE/1000)⁷



EDUCATION

59%

3- & 4-YEAR OLDS
ENROLLED IN
SCHOOL⁸

94%

HIGH
SCHOOLERS
GRADUATING
IN 4-YEARS⁹

57%

NSCAS 3RD
GRADE
READING
PROFICIENCY⁹

70

CAPACITY OF LICENSED CHILD CARE
FACILITY PER 100 CHILDREN UNDER 6
WITH ALL AVAILABLE PARENTS WORKING¹⁰



ECONOMIC STABILITY

34%

FOOD INSECURE CHILDREN
IN HOUSEHOLDS WITH
INCOMES BELOW 185
FEDERAL POVERTY LINE¹¹

13%

CHILDREN IN LOW-
INCOME FAMILIES
(UNDER 200% OF FEDERAL
POVERTY LINE)¹²

6%

CHILDREN IN
POVERTY¹³

14%

CHILD FOOD
INSECURITY RATE¹¹

92%

FAMILIES WITH
CHILDREN WHO
OWN THEIR HOME¹⁴

12%

CHILDREN
OF COLOR IN
POVERTY¹⁵

1. U.S. Census Bureau, Annual County Resident Population Estimates by Selected Age Groups and Sex: April 1, 2020 to July 1, 2023.

2. U.S. Census Bureau, 2023 American Community Survey 5-year Estimates, Table B27001.

3. U.S. Census Bureau, 2023 American Community Survey 5-year Estimates, Table B27003.

4. Nebraska Department of Health and Human Services; U.S. Census Bureau, Annual County Resident Population Estimates by Selected Age Groups and Sex: April 1, 2020 to July 1, 2023.

5. Nebraska Administrative Office of the Courts and Probation.

6. Based on Data obtained from Nebraska Administrative Office of the Courts and Probation;

Nebraska Judicial Branch Juvenile Justice System Statistical Annual Report (2019, 2020, 2021, 2022).

7. Nebraska Crime Commission.

8. U.S. Census Bureau, 2023 American Community Survey 5-year Estimates, Table B14003.

9. Nebraska Department of Education.

10. Nebraska Department of Health and Human Services.

11. Feeding America, Map the Meal Gap 2022, Child Food Insecurity in Nebraska by County.

12. U.S. Census Bureau, 2023 American Community Survey 5-year Estimates, Table B17024.

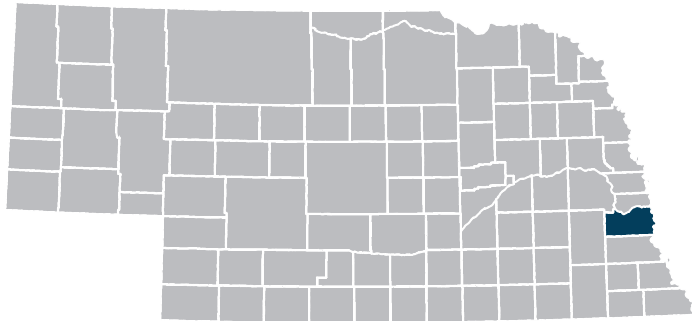
13. U.S. Census Bureau, 2023 American Community Survey 5-year Estimates, Table S1701.

14. U.S. Census Bureau, 2023 American Community Survey 5-year Estimates, Table B25115.

15. U.S. Census Bureau, 2023 American Community Survey 5-year Estimates, Table B17001B-1.

2024 COUNTY DATA FACT SHEET

COUNTY: **CASS**



27,446

TOTAL
POPULATION¹

6,832

CHILD POPULATION
(19 & UNDER)¹



HEALTH

7%

CHILDREN UNINSURED²

22%

CHILDREN ENROLLED
IN PUBLIC HEALTH
INSURANCE³



CHILD WELFARE

4

NON-COURT CHILD
WELFARE SYSTEM
INVOLVEMENT
(RATE/1000)⁴

11

CHILD WELFARE
SYSTEM
INVOLVEMENT
(RATE/1000)⁴

5

CHILDREN RECEIVING OUT-OF-
HOME SERVICES (RATE/1000)⁴



JUVENILE JUSTICE

10

CHILDREN ON PROBATION
(RATE/1000)⁵

33

FEES AND FINES PER
JUVENILE CASE (RATE/100)⁶

16

ARRESTS (RATE/1000)⁷



EDUCATION

59%

3- & 4-YEAR OLDS
ENROLLED IN
SCHOOL⁸

93%

HIGH
SCHOOLERS
GRADUATING
IN 4-YEARS⁹

70%

NSCAS 3RD
GRADE
READING
PROFICIENCY⁹

51

CAPACITY OF LICENSED CHILD CARE
FACILITY PER 100 CHILDREN UNDER 6
WITH ALL AVAILABLE PARENTS WORKING¹⁰



ECONOMIC STABILITY

68%

FOOD INSECURE CHILDREN
IN HOUSEHOLDS WITH
INCOMES BELOW 185
FEDERAL POVERTY LINE¹¹

26%

CHILDREN IN LOW-
INCOME FAMILIES
(UNDER 200% OF FEDERAL
POVERTY LINE)¹²

4%

CHILDREN IN
POVERTY¹³

16%

CHILD FOOD
INSECURITY RATE¹¹

82%

FAMILIES WITH
CHILDREN WHO
OWN THEIR HOME¹⁴

4%

CHILDREN
OF COLOR IN
POVERTY¹⁵

1. U.S. Census Bureau, Annual County Resident Population Estimates by Selected Age Groups and Sex: April 1, 2020 to July 1, 2023.

2. U.S. Census Bureau, 2023 American Community Survey 5-year Estimates, Table B27001.

3. U.S. Census Bureau, 2023 American Community Survey 5-year Estimates, Table B27003.

4. Nebraska Department of Health and Human Services; U.S. Census Bureau, Annual County Resident Population Estimates by Selected Age Groups and Sex: April 1, 2020 to July 1, 2023.

5. Nebraska Administrative Office of the Courts and Probation.

6. Based on Data obtained from Nebraska Administrative Office of the Courts and Probation;

Nebraska Judicial Branch Juvenile Justice System Statistical Annual Report (2019, 2020, 2021, 2022).

7. Nebraska Crime Commission.

8. U.S. Census Bureau, 2023 American Community Survey 5-year Estimates, Table B14003.

9. Nebraska Department of Education.

10. Nebraska Department of Health and Human Services.

11. Feeding America, Map the Meal Gap 2022, Child Food Insecurity in Nebraska by County.

12. U.S. Census Bureau, 2023 American Community Survey 5-year Estimates, Table B17024.

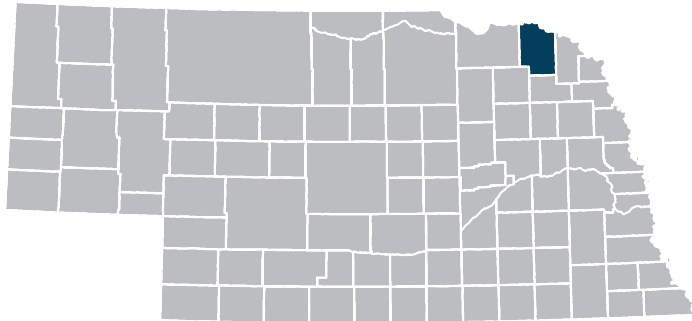
13. U.S. Census Bureau, 2023 American Community Survey 5-year Estimates, Table S1701.

14. U.S. Census Bureau, 2023 American Community Survey 5-year Estimates, Table B25115.

15. U.S. Census Bureau, 2023 American Community Survey 5-year Estimates, Table B17001B-1.

2024 COUNTY DATA FACT SHEET

COUNTY: **CEDAR**



8,262

TOTAL
POPULATION¹

2,272

CHILD POPULATION
(19 & UNDER)¹



HEALTH

7%

CHILDREN UNINSURED²

24%

CHILDREN ENROLLED
IN PUBLIC HEALTH
INSURANCE³



CHILD WELFARE

0

NON-COURT CHILD
WELFARE SYSTEM
INVOLVEMENT
(RATE/1000)⁴

6

CHILD WELFARE
SYSTEM
INVOLVEMENT
(RATE/1000)⁴

5

CHILDREN RECEIVING OUT-OF-
HOME SERVICES (RATE/1000)⁴



JUVENILE JUSTICE

9

CHILDREN ON PROBATION
(RATE/1000)⁵

175

FEES AND FINES PER
JUVENILE CASE (RATE/100)⁶

8

ARRESTS (RATE/1000)⁷



EDUCATION

45%

3- & 4-YEAR OLDS
ENROLLED IN
SCHOOL⁸

95%

HIGH
SCHOOLERS
GRADUATING
IN 4-YEARS⁹

60%

NSCAS 3RD
GRADE
READING
PROFICIENCY⁹

50

CAPACITY OF LICENSED CHILD CARE
FACILITY PER 100 CHILDREN UNDER 6
WITH ALL AVAILABLE PARENTS WORKING¹⁰



ECONOMIC STABILITY

45%

FOOD INSECURE CHILDREN
IN HOUSEHOLDS WITH
INCOMES BELOW 185
FEDERAL POVERTY LINE¹¹

22%

CHILDREN IN LOW-
INCOME FAMILIES
(UNDER 200% OF FEDERAL
POVERTY LINE)¹²

5%

CHILDREN IN
POVERTY¹³

15%

CHILD FOOD
INSECURITY RATE¹¹

87%

FAMILIES WITH
CHILDREN WHO
OWN THEIR HOME¹⁴

20%

CHILDREN
OF COLOR IN
POVERTY¹⁵

1. U.S. Census Bureau, Annual County Resident Population Estimates by Selected Age Groups and Sex: April 1, 2020 to July 1, 2023.

2. U.S. Census Bureau, 2023 American Community Survey 5-year Estimates, Table B27001.

3. U.S. Census Bureau, 2023 American Community Survey 5-year Estimates, Table B27003.

4. Nebraska Department of Health and Human Services; U.S. Census Bureau, Annual County Resident Population Estimates by Selected Age Groups and Sex: April 1, 2020 to July 1, 2023.

5. Nebraska Administrative Office of the Courts and Probation.

6. Based on Data obtained from Nebraska Administrative Office of the Courts and Probation;

Nebraska Judicial Branch Juvenile Justice System Statistical Annual Report (2019, 2020, 2021, 2022).

7. Nebraska Crime Commission.

8. U.S. Census Bureau, 2023 American Community Survey 5-year Estimates, Table B14003.

9. Nebraska Department of Education.

10. Nebraska Department of Health and Human Services.

11. Feeding America, Map the Meal Gap 2022, Child Food Insecurity in Nebraska by County.

12. U.S. Census Bureau, 2023 American Community Survey 5-year Estimates, Table B17024.

13. U.S. Census Bureau, 2023 American Community Survey 5-year Estimates, Table S1701.

14. U.S. Census Bureau, 2023 American Community Survey 5-year Estimates, Table B25115.

15. U.S. Census Bureau, 2023 American Community Survey 5-year Estimates, Table B17001B-1.

2024 COUNTY DATA FACT SHEET

COUNTY: **CHASE**



3,724

TOTAL
POPULATION ¹

996

CHILD POPULATION
(19 & UNDER) ¹



HEALTH

2%

CHILDREN UNINSURED ²

28%

CHILDREN ENROLLED
IN PUBLIC HEALTH
INSURANCE ³



CHILD WELFARE

*

NON-COURT CHILD
WELFARE SYSTEM
INVOLVEMENT
(RATE/1000) ⁴

*

CHILD WELFARE
SYSTEM
INVOLVEMENT
(RATE/1000) ⁴

*

CHILDREN RECEIVING OUT-OF-
HOME SERVICES (RATE/1000) ⁴



JUVENILE JUSTICE

0

CHILDREN ON PROBATION
(RATE/1000) ⁵

1100

FEES AND FINES PER
JUVENILE CASE (RATE/100) ⁶

4

ARRESTS (RATE/1000) ⁷



EDUCATION

89%

3- & 4-YEAR OLDS
ENROLLED IN
SCHOOL ⁸

87%

HIGH
SCHOOLERS
GRADUATING
IN 4-YEARS ⁹

92%

NCSAS 3RD
GRADE
READING
PROFICIENCY ⁹

118

CAPACITY OF LICENSED CHILD CARE
FACILITY PER 100 CHILDREN UNDER 6
WITH ALL AVAILABLE PARENTS WORKING ¹⁰



ECONOMIC STABILITY

68%

FOOD INSECURE CHILDREN
IN HOUSEHOLDS WITH
INCOMES BELOW 185
FEDERAL POVERTY LINE ¹¹

31%

CHILDREN IN LOW-
INCOME FAMILIES
(UNDER 200% OF FEDERAL
POVERTY LINE) ¹²

12%

CHILDREN IN
POVERTY ¹³

19%

CHILD FOOD
INSECURITY RATE ¹¹

69%

FAMILIES WITH
CHILDREN WHO
OWN THEIR HOME ¹⁴

20%

CHILDREN
OF COLOR IN
POVERTY ¹⁵

*Data suppressed

1. U.S. Census Bureau, Annual County Resident Population Estimates by Selected Age Groups and Sex: April 1, 2020 to July 1, 2023.

2. U.S. Census Bureau, 2023 American Community Survey 5-year Estimates, Table B27001.

3. U.S. Census Bureau, 2023 American Community Survey 5-year Estimates, Table B27003.

4. Nebraska Department of Health and Human Services; U.S. Census Bureau, Annual County Resident Population Estimates by Selected Age Groups and Sex: April 1, 2020 to July 1, 2023.

5. Nebraska Administrative Office of the Courts and Probation.

6. Based on Data obtained from Nebraska Administrative Office of the Courts and Probation;

Nebraska Judicial Branch Juvenile Justice System Statistical Annual Report (2019, 2020, 2021, 2022).

7. Nebraska Crime Commission.

8. U.S. Census Bureau, 2023 American Community Survey 5-year Estimates, Table B14003.

9. Nebraska Department of Education.

10. Nebraska Department of Health and Human Services.

11. Feeding America, Map the Meal Gap 2022, Child Food Insecurity in Nebraska by County.

12. U.S. Census Bureau, 2023 American Community Survey 5-year Estimates, Table B17024.

13. U.S. Census Bureau, 2023 American Community Survey 5-year Estimates, Table S1701.

14. U.S. Census Bureau, 2023 American Community Survey 5-year Estimates, Table B25115.

15. U.S. Census Bureau, 2023 American Community Survey 5-year Estimates, Table B17001B-I.

2024 COUNTY DATA FACT SHEET



COUNTY: **CHERRY**



5,492

TOTAL
POPULATION ¹

1,450

CHILD POPULATION
(19 & UNDER) ¹



HEALTH

11%

CHILDREN UNINSURED ²

39%

CHILDREN ENROLLED
IN PUBLIC HEALTH
INSURANCE ³



CHILD WELFARE

10

NON-COURT CHILD
WELFARE SYSTEM
INVOLVEMENT
(RATE/1000) ⁴

12

CHILD WELFARE
SYSTEM
INVOLVEMENT
(RATE/1000) ⁴

*

CHILDREN RECEIVING OUT-OF-
HOME SERVICES (RATE/1000) ⁴



JUVENILE JUSTICE

30

CHILDREN ON PROBATION
(RATE/1000) ⁵

109

FEES AND FINES PER
JUVENILE CASE (RATE/100) ⁶

2

ARRESTS (RATE/1000) ⁷



EDUCATION

48%

3- & 4-YEAR OLDS
ENROLLED IN
SCHOOL ⁸

91%

HIGH
SCHOOLERS
GRADUATING
IN 4-YEARS ⁹

76%

NCSAS 3RD
GRADE
READING
PROFICIENCY ⁹

36

CAPACITY OF LICENSED CHILD CARE
FACILITY PER 100 CHILDREN UNDER 6
WITH ALL AVAILABLE PARENTS WORKING ¹⁰



ECONOMIC STABILITY

100%

FOOD INSECURE CHILDREN
IN HOUSEHOLDS WITH
INCOMES BELOW 185
FEDERAL POVERTY LINE ¹¹

46%

CHILDREN IN LOW-
INCOME FAMILIES
(UNDER 200% OF FEDERAL
POVERTY LINE) ¹²

8%

CHILDREN IN
POVERTY ¹³

23%

CHILD FOOD
INSECURITY RATE ¹¹

49%

FAMILIES WITH
CHILDREN WHO
OWN THEIR HOME ¹⁴

1%

CHILDREN
OF COLOR IN
POVERTY ¹⁵

*Data suppressed

1. U.S. Census Bureau, Annual County Resident Population Estimates by Selected Age Groups and Sex: April 1, 2020 to July 1, 2023.

2. U.S. Census Bureau, 2023 American Community Survey 5-year Estimates, Table B27001.

3. U.S. Census Bureau, 2023 American Community Survey 5-year Estimates, Table B27003.

4. Nebraska Department of Health and Human Services; U.S. Census Bureau, Annual County Resident Population Estimates by Selected Age Groups and Sex: April 1, 2020 to July 1, 2023.

5. Nebraska Administrative Office of the Courts and Probation.

6. Based on Data obtained from Nebraska Administrative Office of the Courts and Probation;

Nebraska Judicial Branch Juvenile Justice System Statistical Annual Report (2019, 2020, 2021, 2022).

7. Nebraska Crime Commission.

8. U.S. Census Bureau, 2023 American Community Survey 5-year Estimates, Table B14003.

9. Nebraska Department of Education.

10. Nebraska Department of Health and Human Services.

11. Feeding America, Map the Meal Gap 2022, Child Food Insecurity in Nebraska by County.

12. U.S. Census Bureau, 2023 American Community Survey 5-year Estimates, Table B17024.

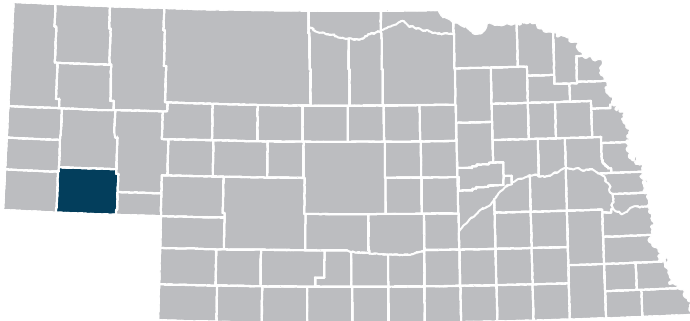
13. U.S. Census Bureau, 2023 American Community Survey 5-year Estimates, Table S1701.

14. U.S. Census Bureau, 2023 American Community Survey 5-year Estimates, Table B25115.

15. U.S. Census Bureau, 2023 American Community Survey 5-year Estimates, Table B17001B-I.

2024 COUNTY DATA FACT SHEET

COUNTY: **CHEYENNE**



9,541

TOTAL
POPULATION¹

2,392

CHILD POPULATION
(19 & UNDER)¹



HEALTH

3%

CHILDREN UNINSURED²

37%

CHILDREN ENROLLED
IN PUBLIC HEALTH
INSURANCE³



CHILD WELFARE

8

NON-COURT CHILD
WELFARE SYSTEM
INVOLVEMENT
(RATE/1000)⁴

26

CHILD WELFARE
SYSTEM
INVOLVEMENT
(RATE/1000)⁴

17

CHILDREN RECEIVING OUT-OF-
HOME SERVICES (RATE/1000)⁴



JUVENILE JUSTICE

5

CHILDREN ON PROBATION
(RATE/1000)⁵

25

FEES AND FINES PER
JUVENILE CASE (RATE/100)⁶

16

ARRESTS (RATE/1000)⁷



EDUCATION

26%

3- & 4-YEAR OLDS
ENROLLED IN
SCHOOL⁸

91%

HIGH
SCHOOLERS
GRADUATING
IN 4-YEARS⁹

65%

NSCAS 3RD
GRADE
READING
PROFICIENCY⁹

63

CAPACITY OF LICENSED CHILD CARE
FACILITY PER 100 CHILDREN UNDER 6
WITH ALL AVAILABLE PARENTS WORKING¹⁰



ECONOMIC STABILITY

68%

FOOD INSECURE CHILDREN
IN HOUSEHOLDS WITH
INCOMES BELOW 185
FEDERAL POVERTY LINE¹¹

46%

CHILDREN IN LOW-
INCOME FAMILIES
(UNDER 200% OF FEDERAL
POVERTY LINE)¹²

12%

CHILDREN IN
POVERTY¹³

21%

CHILD FOOD
INSECURITY RATE¹¹

80%

FAMILIES WITH
CHILDREN WHO
OWN THEIR HOME¹⁴

11%

CHILDREN
OF COLOR IN
POVERTY¹⁵

1. U.S. Census Bureau, Annual County Resident Population Estimates by Selected Age Groups and Sex: April 1, 2020 to July 1, 2023.

2. U.S. Census Bureau, 2023 American Community Survey 5-year Estimates, Table B27001.

3. U.S. Census Bureau, 2023 American Community Survey 5-year Estimates, Table B27003.

4. Nebraska Department of Health and Human Services; U.S. Census Bureau, Annual County Resident Population Estimates by Selected Age Groups and Sex: April 1, 2020 to July 1, 2023.

5. Nebraska Administrative Office of the Courts and Probation.

6. Based on Data obtained from Nebraska Administrative Office of the Courts and Probation;

Nebraska Judicial Branch Juvenile Justice System Statistical Annual Report (2019, 2020, 2021, 2022).

7. Nebraska Crime Commission.

8. U.S. Census Bureau, 2023 American Community Survey 5-year Estimates, Table B14003.

9. Nebraska Department of Education.

10. Nebraska Department of Health and Human Services.

11. Feeding America, Map the Meal Gap 2022, Child Food Insecurity in Nebraska by County.

12. U.S. Census Bureau, 2023 American Community Survey 5-year Estimates, Table B17024.

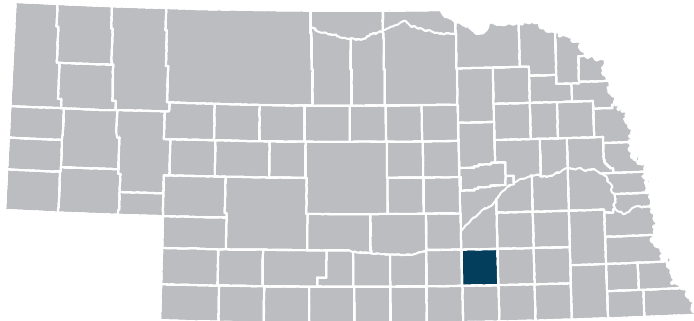
13. U.S. Census Bureau, 2023 American Community Survey 5-year Estimates, Table S1701.

14. U.S. Census Bureau, 2023 American Community Survey 5-year Estimates, Table B25115.

15. U.S. Census Bureau, 2023 American Community Survey 5-year Estimates, Table B17001B-1.

2024 COUNTY DATA FACT SHEET

COUNTY: **CLAY**



6,116

TOTAL
POPULATION ¹

1,691

CHILD POPULATION
(19 & UNDER) ¹



HEALTH

9%

CHILDREN UNINSURED ²

24%

CHILDREN ENROLLED
IN PUBLIC HEALTH
INSURANCE ³



CHILD WELFARE

*

9

NON-COURT CHILD
WELFARE SYSTEM
INVOLVEMENT
(RATE/1000) ⁴

CHILD WELFARE
SYSTEM
INVOLVEMENT
(RATE/1000) ⁴

4

CHILDREN RECEIVING OUT-OF-
HOME SERVICES (RATE/1000) ⁴



JUVENILE JUSTICE

20

CHILDREN ON PROBATION
(RATE/1000) ⁵

86

FEES AND FINES PER
JUVENILE CASE (RATE/100) ⁶

3

ARRESTS (RATE/1000) ⁷



EDUCATION

64%

3- & 4-YEAR OLDS
ENROLLED IN
SCHOOL ⁸

94%

HIGH
SCHOOLERS
GRADUATING
IN 4-YEARS ⁹

60%

NCSAS 3RD
GRADE
READING
PROFICIENCY ⁹

50

CAPACITY OF LICENSED CHILD CARE
FACILITY PER 100 CHILDREN UNDER 6
WITH ALL AVAILABLE PARENTS WORKING ¹⁰



ECONOMIC STABILITY

62%

FOOD INSECURE CHILDREN
IN HOUSEHOLDS WITH
INCOMES BELOW 185
FEDERAL POVERTY LINE ¹¹

32%

CHILDREN IN LOW-
INCOME FAMILIES
(UNDER 200% OF FEDERAL
POVERTY LINE) ¹²

9%

CHILDREN IN
POVERTY ¹³

18%

CHILD FOOD
INSECURITY RATE ¹¹

80%

FAMILIES WITH
CHILDREN WHO
OWN THEIR HOME ¹⁴

24%

CHILDREN
OF COLOR IN
POVERTY ¹⁵

*Data suppressed

1. U.S. Census Bureau, Annual County Resident Population Estimates by Selected Age Groups and Sex: April 1, 2020 to July 1, 2023.

2. U.S. Census Bureau, 2023 American Community Survey 5-year Estimates, Table B27001.

3. U.S. Census Bureau, 2023 American Community Survey 5-year Estimates, Table B27003.

4. Nebraska Department of Health and Human Services; U.S. Census Bureau, Annual County Resident Population Estimates by Selected Age Groups and Sex: April 1, 2020 to July 1, 2023.

5. Nebraska Administrative Office of the Courts and Probation.

6. Based on Data obtained from Nebraska Administrative Office of the Courts and Probation;

Nebraska Judicial Branch Juvenile Justice System Statistical Annual Report (2019, 2020, 2021, 2022).

7. Nebraska Crime Commission.

8. U.S. Census Bureau, 2023 American Community Survey 5-year Estimates, Table B14003.

9. Nebraska Department of Education.

10. Nebraska Department of Health and Human Services.

11. Feeding America, Map the Meal Gap 2022, Child Food Insecurity in Nebraska by County.

12. U.S. Census Bureau, 2023 American Community Survey 5-year Estimates, Table B17024.

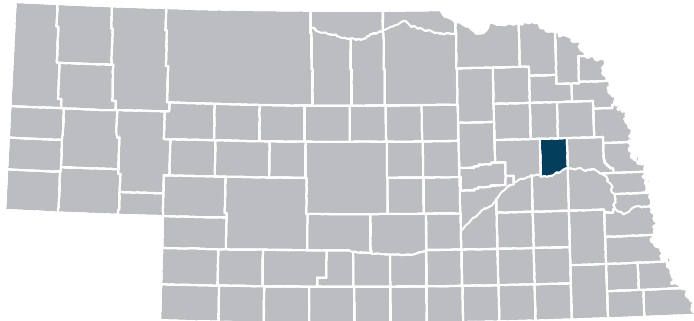
13. U.S. Census Bureau, 2023 American Community Survey 5-year Estimates, Table S1701.

14. U.S. Census Bureau, 2023 American Community Survey 5-year Estimates, Table B25115.

15. U.S. Census Bureau, 2023 American Community Survey 5-year Estimates, Table B17001B-I.

2024 COUNTY DATA FACT SHEET

COUNTY: **COLFAX**



10,566

TOTAL
POPULATION¹

3,502

CHILD POPULATION
(19 & UNDER)¹



HEALTH

3%

CHILDREN UNINSURED²

28%

CHILDREN ENROLLED
IN PUBLIC HEALTH
INSURANCE³



CHILD WELFARE

2

NON-COURT CHILD
WELFARE SYSTEM
INVOLVEMENT
(RATE/1000)⁴

7

CHILD WELFARE
SYSTEM
INVOLVEMENT
(RATE/1000)⁴

4

CHILDREN RECEIVING OUT-OF-
HOME SERVICES (RATE/1000)⁴



JUVENILE JUSTICE

30

CHILDREN ON PROBATION
(RATE/1000)⁵

88

FEES AND FINES PER
JUVENILE CASE (RATE/100)⁶

26

ARRESTS (RATE/1000)⁷



EDUCATION

35%

3- & 4-YEAR OLDS
ENROLLED IN
SCHOOL⁸

88%

HIGH
SCHOOLERS
GRADUATING
IN 4-YEARS⁹

66%

NSCAS 3RD
GRADE
READING
PROFICIENCY⁹

48

CAPACITY OF LICENSED CHILD CARE
FACILITY PER 100 CHILDREN UNDER 6
WITH ALL AVAILABLE PARENTS WORKING¹⁰



ECONOMIC STABILITY

59%

FOOD INSECURE CHILDREN
IN HOUSEHOLDS WITH
INCOMES BELOW 185
FEDERAL POVERTY LINE¹¹

26%

CHILDREN IN LOW-
INCOME FAMILIES
(UNDER 200% OF FEDERAL
POVERTY LINE)¹²

7%

CHILDREN IN
POVERTY¹³

15%

CHILD FOOD
INSECURITY RATE¹¹

71%

FAMILIES WITH
CHILDREN WHO
OWN THEIR HOME¹⁴

8%

CHILDREN
OF COLOR IN
POVERTY¹⁵

1. U.S. Census Bureau, Annual County Resident Population Estimates by Selected Age Groups and Sex: April 1, 2020 to July 1, 2023.

2. U.S. Census Bureau, 2023 American Community Survey 5-year Estimates, Table B27001.

3. U.S. Census Bureau, 2023 American Community Survey 5-year Estimates, Table B27003.

4. Nebraska Department of Health and Human Services; U.S. Census Bureau, Annual County Resident Population Estimates by Selected Age Groups and Sex: April 1, 2020 to July 1, 2023.

5. Nebraska Administrative Office of the Courts and Probation.

6. Based on Data obtained from Nebraska Administrative Office of the Courts and Probation;

Nebraska Judicial Branch Juvenile Justice System Statistical Annual Report (2019, 2020, 2021, 2022).

7. Nebraska Crime Commission.

8. U.S. Census Bureau, 2023 American Community Survey 5-year Estimates, Table B14003.

9. Nebraska Department of Education.

10. Nebraska Department of Health and Human Services.

11. Feeding America, Map the Meal Gap 2022, Child Food Insecurity in Nebraska by County.

12. U.S. Census Bureau, 2023 American Community Survey 5-year Estimates, Table B17024.

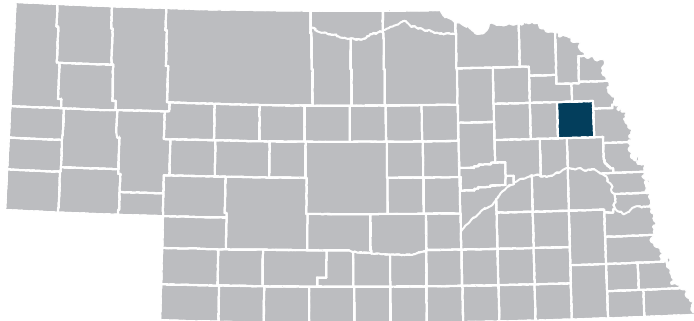
13. U.S. Census Bureau, 2023 American Community Survey 5-year Estimates, Table S1701.

14. U.S. Census Bureau, 2023 American Community Survey 5-year Estimates, Table B25115.

15. U.S. Census Bureau, 2023 American Community Survey 5-year Estimates, Table B17001B-1.

2024 COUNTY DATA FACT SHEET

COUNTY: **CUMING**



8,918

TOTAL
POPULATION¹

2,437

CHILD POPULATION
(19 & UNDER)¹



HEALTH

5%

CHILDREN UNINSURED²

22%

CHILDREN ENROLLED
IN PUBLIC HEALTH
INSURANCE³



CHILD WELFARE

3

NON-COURT CHILD
WELFARE SYSTEM
INVOLVEMENT
(RATE/1000)⁴

18

CHILD WELFARE
SYSTEM
INVOLVEMENT
(RATE/1000)⁴

11

CHILDREN RECEIVING OUT-OF-
HOME SERVICES (RATE/1000)⁴



JUVENILE JUSTICE

21

CHILDREN ON PROBATION
(RATE/1000)⁵

58

FEES AND FINES PER
JUVENILE CASE (RATE/100)⁶

11

ARRESTS (RATE/1000)⁷



EDUCATION

29%

3- & 4-YEAR OLDS
ENROLLED IN
SCHOOL⁸

94%

HIGH
SCHOOLERS
GRADUATING
IN 4-YEARS⁹

74%

NSCAS 3RD
GRADE
READING
PROFICIENCY⁹

37

CAPACITY OF LICENSED CHILD CARE
FACILITY PER 100 CHILDREN UNDER 6
WITH ALL AVAILABLE PARENTS WORKING¹⁰



ECONOMIC STABILITY

57%

FOOD INSECURE CHILDREN
IN HOUSEHOLDS WITH
INCOMES BELOW 185
FEDERAL POVERTY LINE¹¹

34%

CHILDREN IN LOW-
INCOME FAMILIES
(UNDER 200% OF FEDERAL
POVERTY LINE)¹²

11%

CHILDREN IN
POVERTY¹³

17%

CHILD FOOD
INSECURITY RATE¹¹

64%

FAMILIES WITH
CHILDREN WHO
OWN THEIR HOME¹⁴

7%

CHILDREN
OF COLOR IN
POVERTY¹⁵

1. U.S. Census Bureau, Annual County Resident Population Estimates by Selected Age Groups and Sex: April 1, 2020 to July 1, 2023.

2. U.S. Census Bureau, 2023 American Community Survey 5-year Estimates, Table B27001.

3. U.S. Census Bureau, 2023 American Community Survey 5-year Estimates, Table B27003.

4. Nebraska Department of Health and Human Services; U.S. Census Bureau, Annual County Resident Population Estimates by Selected Age Groups and Sex: April 1, 2020 to July 1, 2023.

5. Nebraska Administrative Office of the Courts and Probation.

6. Based on Data obtained from Nebraska Administrative Office of the Courts and Probation;

Nebraska Judicial Branch Juvenile Justice System Statistical Annual Report (2019, 2020, 2021, 2022).

7. Nebraska Crime Commission.

8. U.S. Census Bureau, 2023 American Community Survey 5-year Estimates, Table B14003.

9. Nebraska Department of Education.

10. Nebraska Department of Health and Human Services.

11. Feeding America, Map the Meal Gap 2022, Child Food Insecurity in Nebraska by County.

12. U.S. Census Bureau, 2023 American Community Survey 5-year Estimates, Table B17024.

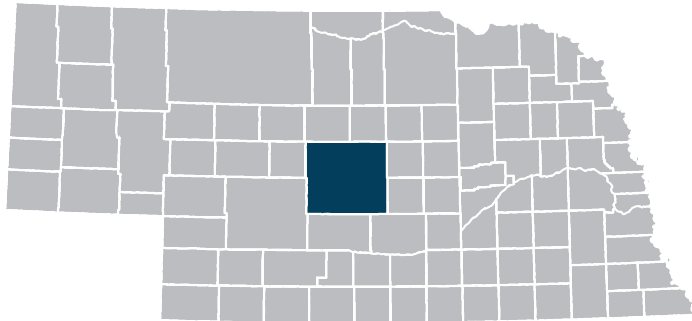
13. U.S. Census Bureau, 2023 American Community Survey 5-year Estimates, Table S1701.

14. U.S. Census Bureau, 2023 American Community Survey 5-year Estimates, Table B25115.

15. U.S. Census Bureau, 2023 American Community Survey 5-year Estimates, Table B17001B-1.

2024 COUNTY DATA FACT SHEET

COUNTY: **CUSTER**



10,581

TOTAL
POPULATION¹

2,789

CHILD POPULATION
(19 & UNDER)¹



HEALTH

5%

CHILDREN UNINSURED²

30%

CHILDREN ENROLLED
IN PUBLIC HEALTH
INSURANCE³



CHILD WELFARE

8

NON-COURT CHILD
WELFARE SYSTEM
INVOLVEMENT
(RATE/1000)⁴

20

CHILD WELFARE
SYSTEM
INVOLVEMENT
(RATE/1000)⁴

13

CHILDREN RECEIVING OUT-OF-
HOME SERVICES (RATE/1000)⁴



JUVENILE JUSTICE

9

CHILDREN ON PROBATION
(RATE/1000)⁵

52

FEES AND FINES PER
JUVENILE CASE (RATE/100)⁶

9

ARRESTS (RATE/1000)⁷



EDUCATION

45%

3- & 4-YEAR OLDS
ENROLLED IN
SCHOOL⁸

95%

HIGH
SCHOOLERS
GRADUATING
IN 4-YEARS⁹

78%

NSCAS 3RD
GRADE
READING
PROFICIENCY⁹

40

CAPACITY OF LICENSED CHILD CARE
FACILITY PER 100 CHILDREN UNDER 6
WITH ALL AVAILABLE PARENTS WORKING¹⁰



ECONOMIC STABILITY

77%

FOOD INSECURE CHILDREN
IN HOUSEHOLDS WITH
INCOMES BELOW 185
FEDERAL POVERTY LINE¹¹

32%

CHILDREN IN LOW-
INCOME FAMILIES
(UNDER 200% OF FEDERAL
POVERTY LINE)¹²

12%

CHILDREN IN
POVERTY¹³

22%

CHILD FOOD
INSECURITY RATE¹¹

63%

FAMILIES WITH
CHILDREN WHO
OWN THEIR HOME¹⁴

11%

CHILDREN
OF COLOR IN
POVERTY¹⁵

1. U.S. Census Bureau, Annual County Resident Population Estimates by Selected Age Groups and Sex: April 1, 2020 to July 1, 2023.

2. U.S. Census Bureau, 2023 American Community Survey 5-year Estimates, Table B27001.

3. U.S. Census Bureau, 2023 American Community Survey 5-year Estimates, Table B27003.

4. Nebraska Department of Health and Human Services; U.S. Census Bureau, Annual County Resident Population Estimates by Selected Age Groups and Sex: April 1, 2020 to July 1, 2023.

5. Nebraska Administrative Office of the Courts and Probation.

6. Based on Data obtained from Nebraska Administrative Office of the Courts and Probation;

Nebraska Judicial Branch Juvenile Justice System Statistical Annual Report (2019, 2020, 2021, 2022).

7. Nebraska Crime Commission.

8. U.S. Census Bureau, 2023 American Community Survey 5-year Estimates, Table B14003.

9. Nebraska Department of Education.

10. Nebraska Department of Health and Human Services.

11. Feeding America, Map the Meal Gap 2022, Child Food Insecurity in Nebraska by County.

12. U.S. Census Bureau, 2023 American Community Survey 5-year Estimates, Table B17024.

13. U.S. Census Bureau, 2023 American Community Survey 5-year Estimates, Table S1701.

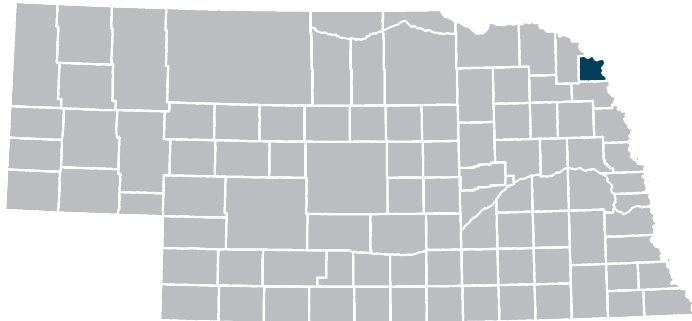
14. U.S. Census Bureau, 2023 American Community Survey 5-year Estimates, Table B25115.

15. U.S. Census Bureau, 2023 American Community Survey 5-year Estimates, Table B17001B-1.

2024 COUNTY DATA FACT SHEET



COUNTY: **DAKOTA**



21,268

TOTAL
POPULATION¹

6,777

CHILD POPULATION
(19 & UNDER)¹



HEALTH

2%

CHILDREN UNINSURED²

41%

CHILDREN ENROLLED
IN PUBLIC HEALTH
INSURANCE³



CHILD WELFARE

1

NON-COURT CHILD
WELFARE SYSTEM
INVOLVEMENT
(RATE/1000)⁴

6

CHILD WELFARE
SYSTEM
INVOLVEMENT
(RATE/1000)⁴

4

CHILDREN RECEIVING OUT-OF-
HOME SERVICES (RATE/1000)⁴



JUVENILE JUSTICE

15

CHILDREN ON PROBATION
(RATE/1000)⁵

116

FEES AND FINES PER
JUVENILE CASE (RATE/100)⁶

48

ARRESTS (RATE/1000)⁷



EDUCATION

31%

3- & 4-YEAR OLDS
ENROLLED IN
SCHOOL⁸

89%

HIGH
SCHOOLERS
GRADUATING
IN 4-YEARS⁹

48%

NSCAS 3RD
GRADE
READING
PROFICIENCY⁹

56

CAPACITY OF LICENSED CHILD CARE
FACILITY PER 100 CHILDREN UNDER 6
WITH ALL AVAILABLE PARENTS WORKING¹⁰



ECONOMIC STABILITY

75%

FOOD INSECURE CHILDREN
IN HOUSEHOLDS WITH
INCOMES BELOW 185
FEDERAL POVERTY LINE¹¹

48%

CHILDREN IN LOW-
INCOME FAMILIES
(UNDER 200% OF FEDERAL
POVERTY LINE)¹²

17%

CHILDREN IN
POVERTY¹³

22%

CHILD FOOD
INSECURITY RATE¹¹

57%

FAMILIES WITH
CHILDREN WHO
OWN THEIR HOME¹⁴

12%

CHILDREN
OF COLOR IN
POVERTY¹⁵

1. U.S. Census Bureau, Annual County Resident Population Estimates by Selected Age Groups and Sex: April 1, 2020 to July 1, 2023.

2. U.S. Census Bureau, 2023 American Community Survey 5-year Estimates, Table B27001.

3. U.S. Census Bureau, 2023 American Community Survey 5-year Estimates, Table B27003.

4. Nebraska Department of Health and Human Services; U.S. Census Bureau, Annual County Resident Population Estimates by Selected Age Groups and Sex: April 1, 2020 to July 1, 2023.

5. Nebraska Administrative Office of the Courts and Probation.

6. Based on Data obtained from Nebraska Administrative Office of the Courts and Probation;

Nebraska Judicial Branch Juvenile Justice System Statistical Annual Report (2019, 2020, 2021, 2022).

7. Nebraska Crime Commission.

8. U.S. Census Bureau, 2023 American Community Survey 5-year Estimates, Table B14003.

9. Nebraska Department of Education.

10. Nebraska Department of Health and Human Services.

11. Feeding America, Map the Meal Gap 2022, Child Food Insecurity in Nebraska by County.

12. U.S. Census Bureau, 2023 American Community Survey 5-year Estimates, Table B17024.

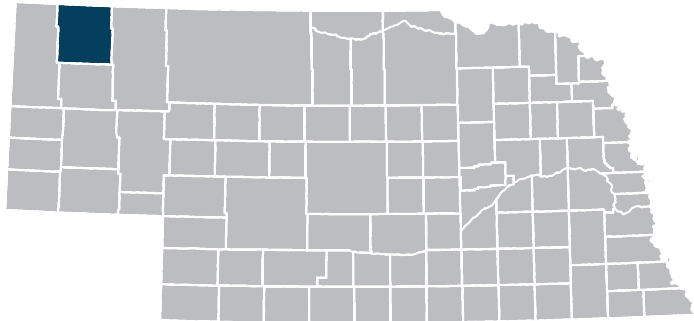
13. U.S. Census Bureau, 2023 American Community Survey 5-year Estimates, Table S1701.

14. U.S. Census Bureau, 2023 American Community Survey 5-year Estimates, Table B25115.

15. U.S. Census Bureau, 2023 American Community Survey 5-year Estimates, Table B17001B-1.

2024 COUNTY DATA FACT SHEET

COUNTY: **DAWES**



8,133

TOTAL
POPULATION¹

1,977

CHILD POPULATION
(19 & UNDER)¹



HEALTH

8%

CHILDREN UNINSURED²

33%

CHILDREN ENROLLED
IN PUBLIC HEALTH
INSURANCE³



CHILD WELFARE

3

NON-COURT CHILD
WELFARE SYSTEM
INVOLVEMENT
(RATE/1000)⁴

11

CHILD WELFARE
SYSTEM
INVOLVEMENT
(RATE/1000)⁴

0

CHILDREN RECEIVING OUT-OF-
HOME SERVICES (RATE/1000)⁴



JUVENILE JUSTICE

17

CHILDREN ON PROBATION
(RATE/1000)⁵

93

FEES AND FINES PER
JUVENILE CASE (RATE/100)⁶

21

ARRESTS (RATE/1000)⁷



EDUCATION

26%

3- & 4-YEAR OLDS
ENROLLED IN
SCHOOL⁸

81%

HIGH
SCHOOLERS
GRADUATING
IN 4-YEARS⁹

54%

NSCAS 3RD
GRADE
READING
PROFICIENCY⁹

64

CAPACITY OF LICENSED CHILD CARE
FACILITY PER 100 CHILDREN UNDER 6
WITH ALL AVAILABLE PARENTS WORKING¹⁰



ECONOMIC STABILITY

63%

FOOD INSECURE CHILDREN
IN HOUSEHOLDS WITH
INCOMES BELOW 185
FEDERAL POVERTY LINE¹¹

28%

CHILDREN IN LOW-
INCOME FAMILIES
(UNDER 200% OF FEDERAL
POVERTY LINE)¹²

6%

CHILDREN IN
POVERTY¹³

21%

CHILD FOOD
INSECURITY RATE¹¹

67%

FAMILIES WITH
CHILDREN WHO
OWN THEIR HOME¹⁴

23%

CHILDREN
OF COLOR IN
POVERTY¹⁵

1. U.S. Census Bureau, Annual County Resident Population Estimates by Selected Age Groups and Sex: April 1, 2020 to July 1, 2023.

2. U.S. Census Bureau, 2023 American Community Survey 5-year Estimates, Table B27001.

3. U.S. Census Bureau, 2023 American Community Survey 5-year Estimates, Table B27003.

4. Nebraska Department of Health and Human Services; U.S. Census Bureau, Annual County Resident Population Estimates by Selected Age Groups and Sex: April 1, 2020 to July 1, 2023.

5. Nebraska Administrative Office of the Courts and Probation.

6. Based on Data obtained from Nebraska Administrative Office of the Courts and Probation;

Nebraska Judicial Branch Juvenile Justice System Statistical Annual Report (2019, 2020, 2021, 2022).

7. Nebraska Crime Commission.

8. U.S. Census Bureau, 2023 American Community Survey 5-year Estimates, Table B14003.

9. Nebraska Department of Education.

10. Nebraska Department of Health and Human Services.

11. Feeding America, Map the Meal Gap 2022, Child Food Insecurity in Nebraska by County.

12. U.S. Census Bureau, 2023 American Community Survey 5-year Estimates, Table B17024.

13. U.S. Census Bureau, 2023 American Community Survey 5-year Estimates, Table S1701.

14. U.S. Census Bureau, 2023 American Community Survey 5-year Estimates, Table B25115.

15. U.S. Census Bureau, 2023 American Community Survey 5-year Estimates, Table B17001B-1.

2024 COUNTY DATA FACT SHEET

COUNTY: **DAWSON**



24,085

TOTAL
POPULATION¹

7,308

CHILD POPULATION
(19 & UNDER)¹



HEALTH

8%

CHILDREN UNINSURED²

37%

CHILDREN ENROLLED
IN PUBLIC HEALTH
INSURANCE³



CHILD WELFARE

3

NON-COURT CHILD
WELFARE SYSTEM
INVOLVEMENT
(RATE/1000)⁴

20

CHILD WELFARE
SYSTEM
INVOLVEMENT
(RATE/1000)⁴

14

CHILDREN RECEIVING OUT-OF-
HOME SERVICES (RATE/1000)⁴



JUVENILE JUSTICE

25

CHILDREN ON PROBATION
(RATE/1000)⁵

98

FEES AND FINES PER
JUVENILE CASE (RATE/100)⁶

41

ARRESTS (RATE/1000)⁷



EDUCATION

34%

3- & 4-YEAR OLDS
ENROLLED IN
SCHOOL⁸

96%

HIGH
SCHOOLERS
GRADUATING
IN 4-YEARS⁹

48%

NSCAS 3RD
GRADE
READING
PROFICIENCY⁹

45

CAPACITY OF LICENSED CHILD CARE
FACILITY PER 100 CHILDREN UNDER 6
WITH ALL AVAILABLE PARENTS WORKING¹⁰



ECONOMIC STABILITY

69%

FOOD INSECURE CHILDREN
IN HOUSEHOLDS WITH
INCOMES BELOW 185
FEDERAL POVERTY LINE¹¹

46%

CHILDREN IN LOW-
INCOME FAMILIES
(UNDER 200% OF FEDERAL
POVERTY LINE)¹²

16%

CHILDREN IN
POVERTY¹³

22%

CHILD FOOD
INSECURITY RATE¹¹

62%

FAMILIES WITH
CHILDREN WHO
OWN THEIR HOME¹⁴

24%

CHILDREN
OF COLOR IN
POVERTY¹⁵

1. U.S. Census Bureau, Annual County Resident Population Estimates by Selected Age Groups and Sex: April 1, 2020 to July 1, 2023.

2. U.S. Census Bureau, 2023 American Community Survey 5-year Estimates, Table B27001.

3. U.S. Census Bureau, 2023 American Community Survey 5-year Estimates, Table B27003.

4. Nebraska Department of Health and Human Services; U.S. Census Bureau, Annual County Resident Population Estimates by Selected Age Groups and Sex: April 1, 2020 to July 1, 2023.

5. Nebraska Administrative Office of the Courts and Probation.

6. Based on Data obtained from Nebraska Administrative Office of the Courts and Probation;

Nebraska Judicial Branch Juvenile Justice System Statistical Annual Report (2019, 2020, 2021, 2022).

7. Nebraska Crime Commission.

8. U.S. Census Bureau, 2023 American Community Survey 5-year Estimates, Table B14003.

9. Nebraska Department of Education.

10. Nebraska Department of Health and Human Services.

11. Feeding America, Map the Meal Gap 2022, Child Food Insecurity in Nebraska by County.

12. U.S. Census Bureau, 2023 American Community Survey 5-year Estimates, Table B17024.

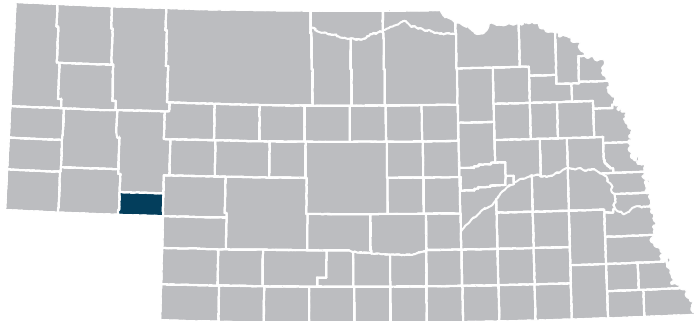
13. U.S. Census Bureau, 2023 American Community Survey 5-year Estimates, Table S1701.

14. U.S. Census Bureau, 2023 American Community Survey 5-year Estimates, Table B25115.

15. U.S. Census Bureau, 2023 American Community Survey 5-year Estimates, Table B17001B-1.

2024 COUNTY DATA FACT SHEET

COUNTY: **DEUEL**



1,871

TOTAL
POPULATION ¹

417

CHILD POPULATION
(19 & UNDER) ¹



HEALTH

3%

CHILDREN UNINSURED ²

48%

CHILDREN ENROLLED
IN PUBLIC HEALTH
INSURANCE ³



CHILD WELFARE

26

NON-COURT CHILD
WELFARE SYSTEM
INVOLVEMENT
(RATE/1000) ⁴

29

CHILD WELFARE
SYSTEM
INVOLVEMENT
(RATE/1000) ⁴

0

CHILDREN RECEIVING OUT-OF-
HOME SERVICES (RATE/1000) ⁴



JUVENILE JUSTICE

0

CHILDREN ON PROBATION
(RATE/1000) ⁵

67

FEES AND FINES PER
JUVENILE CASE (RATE/100) ⁶

0

ARRESTS (RATE/1000) ⁷



EDUCATION

40%

3- & 4-YEAR OLDS
ENROLLED IN
SCHOOL ⁸

85%

HIGH
SCHOOLERS
GRADUATING
IN 4-YEARS ⁹

NSCAS 3RD
GRADE
READING
PROFICIENCY ⁹

71

CAPACITY OF LICENSED CHILD CARE
FACILITY PER 100 CHILDREN UNDER 6
WITH ALL AVAILABLE PARENTS WORKING ¹⁰



ECONOMIC STABILITY

75%

FOOD INSECURE CHILDREN
IN HOUSEHOLDS WITH
INCOMES BELOW 185
FEDERAL POVERTY LINE ¹¹

40%

CHILDREN IN LOW-
INCOME FAMILIES
(UNDER 200% OF FEDERAL
POVERTY LINE) ¹²

8%

CHILDREN IN
POVERTY ¹³

19%

CHILD FOOD
INSECURITY RATE ¹¹

82%

FAMILIES WITH
CHILDREN WHO
OWN THEIR HOME ¹⁴

9%

CHILDREN
OF COLOR IN
POVERTY ¹⁵

*Data suppressed

1. U.S. Census Bureau, Annual County Resident Population Estimates by Selected Age Groups and Sex: April 1, 2020 to July 1, 2023.

2. U.S. Census Bureau, 2023 American Community Survey 5-year Estimates, Table B27001.

3. U.S. Census Bureau, 2023 American Community Survey 5-year Estimates, Table B27003.

4. Nebraska Department of Health and Human Services; U.S. Census Bureau, Annual County Resident Population Estimates by Selected Age Groups and Sex: April 1, 2020 to July 1, 2023.

5. Nebraska Administrative Office of the Courts and Probation.

6. Based on Data obtained from Nebraska Administrative Office of the Courts and Probation;

Nebraska Judicial Branch Juvenile Justice System Statistical Annual Report (2019, 2020, 2021, 2022).

7. Nebraska Crime Commission.

8. U.S. Census Bureau, 2023 American Community Survey 5-year Estimates, Table B14003.

9. Nebraska Department of Education.

10. Nebraska Department of Health and Human Services.

11. Feeding America, Map the Meal Gap 2022, Child Food Insecurity in Nebraska by County.

12. U.S. Census Bureau, 2023 American Community Survey 5-year Estimates, Table B17024.

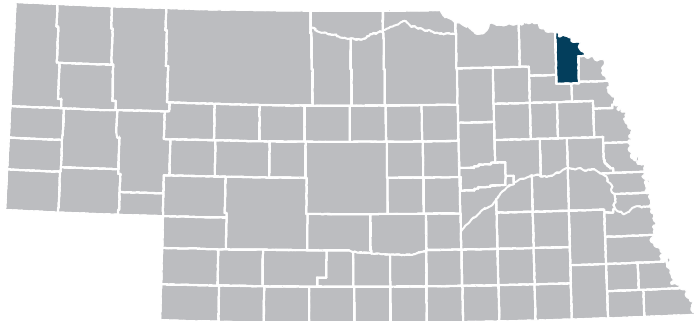
13. U.S. Census Bureau, 2023 American Community Survey 5-year Estimates, Table S1701.

14. U.S. Census Bureau, 2023 American Community Survey 5-year Estimates, Table B25115.

15. U.S. Census Bureau, 2023 American Community Survey 5-year Estimates, Table B17001B-I.

2024 COUNTY DATA FACT SHEET

COUNTY: **DIXON**



5,491

TOTAL
POPULATION¹

1,507

CHILD POPULATION
(19 & UNDER)¹



HEALTH

9%

CHILDREN UNINSURED²

23%

CHILDREN ENROLLED
IN PUBLIC HEALTH
INSURANCE³



CHILD WELFARE

5

NON-COURT CHILD
WELFARE SYSTEM
INVOLVEMENT
(RATE/1000)⁴

21

CHILD WELFARE
SYSTEM
INVOLVEMENT
(RATE/1000)⁴

13

CHILDREN RECEIVING OUT-OF-
HOME SERVICES (RATE/1000)⁴



JUVENILE JUSTICE

3

CHILDREN ON PROBATION
(RATE/1000)⁵

117

FEES AND FINES PER
JUVENILE CASE (RATE/100)⁶

0

ARRESTS (RATE/1000)⁷



EDUCATION

16%

3- & 4-YEAR OLDS
ENROLLED IN
SCHOOL⁸

92%

HIGH
SCHOOLERS
GRADUATING
IN 4-YEARS⁹

63%

NSCAS 3RD
GRADE
READING
PROFICIENCY⁹

27

CAPACITY OF LICENSED CHILD CARE
FACILITY PER 100 CHILDREN UNDER 6
WITH ALL AVAILABLE PARENTS WORKING¹⁰



ECONOMIC STABILITY

85%

FOOD INSECURE CHILDREN
IN HOUSEHOLDS WITH
INCOMES BELOW 185
FEDERAL POVERTY LINE¹¹

42%

CHILDREN IN LOW-
INCOME FAMILIES
(UNDER 200% OF FEDERAL
POVERTY LINE)¹²

8%

CHILDREN IN
POVERTY¹³

19%

CHILD FOOD
INSECURITY RATE¹¹

73%

FAMILIES WITH
CHILDREN WHO
OWN THEIR HOME¹⁴

1%

CHILDREN
OF COLOR IN
POVERTY¹⁵

1. U.S. Census Bureau, Annual County Resident Population Estimates by Selected Age Groups and Sex: April 1, 2020 to July 1, 2023.

2. U.S. Census Bureau, 2023 American Community Survey 5-year Estimates, Table B27001.

3. U.S. Census Bureau, 2023 American Community Survey 5-year Estimates, Table B27003.

4. Nebraska Department of Health and Human Services; U.S. Census Bureau, Annual County Resident Population Estimates by Selected Age Groups and Sex: April 1, 2020 to July 1, 2023.

5. Nebraska Administrative Office of the Courts and Probation.

6. Based on Data obtained from Nebraska Administrative Office of the Courts and Probation;

Nebraska Judicial Branch Juvenile Justice System Statistical Annual Report (2019, 2020, 2021, 2022).

7. Nebraska Crime Commission.

8. U.S. Census Bureau, 2023 American Community Survey 5-year Estimates, Table B14003.

9. Nebraska Department of Education.

10. Nebraska Department of Health and Human Services.

11. Feeding America, Map the Meal Gap 2022, Child Food Insecurity in Nebraska by County.

12. U.S. Census Bureau, 2023 American Community Survey 5-year Estimates, Table B17024.

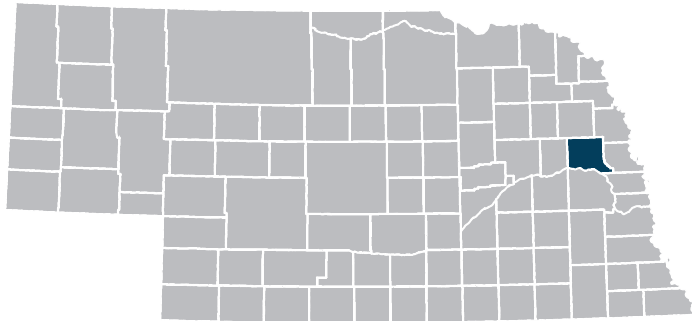
13. U.S. Census Bureau, 2023 American Community Survey 5-year Estimates, Table S1701.

14. U.S. Census Bureau, 2023 American Community Survey 5-year Estimates, Table B25115.

15. U.S. Census Bureau, 2023 American Community Survey 5-year Estimates, Table B17001B-1.

2024 COUNTY DATA FACT SHEET

COUNTY: **DODGE**



37,187

TOTAL
POPULATION¹

10,303

CHILD POPULATION
(19 & UNDER)¹



HEALTH

2%

CHILDREN UNINSURED²

36%

CHILDREN ENROLLED
IN PUBLIC HEALTH
INSURANCE³



CHILD WELFARE

9

NON-COURT CHILD
WELFARE SYSTEM
INVOLVEMENT
(RATE/1000)⁴

27

CHILD WELFARE
SYSTEM
INVOLVEMENT
(RATE/1000)⁴

17

CHILDREN RECEIVING OUT-OF-
HOME SERVICES (RATE/1000)⁴



JUVENILE JUSTICE

28

CHILDREN ON PROBATION
(RATE/1000)⁵

89

FEES AND FINES PER
JUVENILE CASE (RATE/100)⁶

22

ARRESTS (RATE/1000)⁷



EDUCATION

26%

3- & 4-YEAR OLDS
ENROLLED IN
SCHOOL⁸

88%

HIGH
SCHOOLERS
GRADUATING
IN 4-YEARS⁹

48%

NSCAS 3RD
GRADE
READING
PROFICIENCY⁹

72

CAPACITY OF LICENSED CHILD CARE
FACILITY PER 100 CHILDREN UNDER 6
WITH ALL AVAILABLE PARENTS WORKING¹⁰



ECONOMIC STABILITY

61%

FOOD INSECURE CHILDREN
IN HOUSEHOLDS WITH
INCOMES BELOW 185
FEDERAL POVERTY LINE¹¹

34%

CHILDREN IN LOW-
INCOME FAMILIES
(UNDER 200% OF FEDERAL
POVERTY LINE)¹²

11%

CHILDREN IN
POVERTY¹³

19%

CHILD FOOD
INSECURITY RATE¹¹

63%

FAMILIES WITH
CHILDREN WHO
OWN THEIR HOME¹⁴

9%

CHILDREN
OF COLOR IN
POVERTY¹⁵

1. U.S. Census Bureau, Annual County Resident Population Estimates by Selected Age Groups and Sex: April 1, 2020 to July 1, 2023.

2. U.S. Census Bureau, 2023 American Community Survey 5-year Estimates, Table B27001.

3. U.S. Census Bureau, 2023 American Community Survey 5-year Estimates, Table B27003.

4. Nebraska Department of Health and Human Services; U.S. Census Bureau, Annual County Resident Population Estimates by Selected Age Groups and Sex: April 1, 2020 to July 1, 2023.

5. Nebraska Administrative Office of the Courts and Probation.

6. Based on Data obtained from Nebraska Administrative Office of the Courts and Probation;

Nebraska Judicial Branch Juvenile Justice System Statistical Annual Report (2019, 2020, 2021, 2022).

7. Nebraska Crime Commission.

8. U.S. Census Bureau, 2023 American Community Survey 5-year Estimates, Table B14003.

9. Nebraska Department of Education.

10. Nebraska Department of Health and Human Services.

11. Feeding America, Map the Meal Gap 2022, Child Food Insecurity in Nebraska by County.

12. U.S. Census Bureau, 2023 American Community Survey 5-year Estimates, Table B17024.

13. U.S. Census Bureau, 2023 American Community Survey 5-year Estimates, Table S1701.

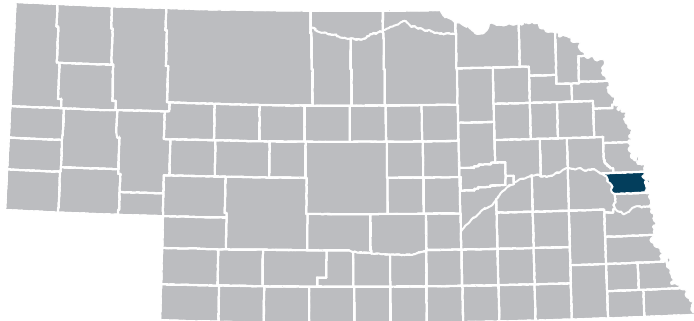
14. U.S. Census Bureau, 2023 American Community Survey 5-year Estimates, Table B25115.

15. U.S. Census Bureau, 2023 American Community Survey 5-year Estimates, Table B17001B-1.

2024 COUNTY DATA FACT SHEET



COUNTY: **DOUGLAS**



589,540

TOTAL
POPULATION¹

163,160

CHILD POPULATION
(19 & UNDER)¹



HEALTH

6%

CHILDREN UNINSURED²

32%

CHILDREN ENROLLED
IN PUBLIC HEALTH
INSURANCE³



CHILD WELFARE

3

NON-COURT CHILD
WELFARE SYSTEM
INVOLVEMENT
(RATE/1000)⁴

16

CHILD WELFARE
SYSTEM
INVOLVEMENT
(RATE/1000)⁴

12

CHILDREN RECEIVING OUT-OF-
HOME SERVICES (RATE/1000)⁴



JUVENILE JUSTICE

10

CHILDREN ON PROBATION
(RATE/1000)⁵

3

FEES AND FINES PER
JUVENILE CASE (RATE/100)⁶

25

ARRESTS (RATE/1000)⁷

*Arrest data from Omaha Police
Department is only available for the
months of August through December.*



EDUCATION

38%

3- & 4-YEAR OLDS
ENROLLED IN
SCHOOL⁸

82%

HIGH
SCHOOLERS
GRADUATING
IN 4-YEARS⁹

60%

NSCAS 3RD
GRADE
READING
PROFICIENCY⁹

92

CAPACITY OF LICENSED CHILD CARE
FACILITY PER 100 CHILDREN UNDER 6
WITH ALL AVAILABLE PARENTS WORKING¹⁰



ECONOMIC STABILITY

61%

FOOD INSECURE CHILDREN
IN HOUSEHOLDS WITH
INCOMES BELOW 185
FEDERAL POVERTY LINE¹¹

33%

CHILDREN IN LOW-
INCOME FAMILIES
(UNDER 200% OF FEDERAL
POVERTY LINE)¹²

14%

CHILDREN IN
POVERTY¹³

20%

CHILD FOOD
INSECURITY RATE¹¹

70%

FAMILIES WITH
CHILDREN WHO
OWN THEIR HOME¹⁴

22%

CHILDREN
OF COLOR IN
POVERTY¹⁵

1. U.S. Census Bureau, Annual County Resident Population Estimates by Selected Age Groups and Sex: April 1, 2020 to July 1, 2023.

2. U.S. Census Bureau, 2023 American Community Survey 5-year Estimates, Table B27001.

3. U.S. Census Bureau, 2023 American Community Survey 5-year Estimates, Table B27003.

4. Nebraska Department of Health and Human Services; U.S. Census Bureau, Annual County Resident Population Estimates by Selected Age Groups and Sex: April 1, 2020 to July 1, 2023.

5. Nebraska Administrative Office of the Courts and Probation.

6. Based on Data obtained from Nebraska Administrative Office of the Courts and Probation;

Nebraska Judicial Branch Juvenile Justice System Statistical Annual Report (2019, 2020, 2021, 2022).

7. Nebraska Crime Commission.

8. U.S. Census Bureau, 2023 American Community Survey 5-year Estimates, Table B14003.

9. Nebraska Department of Education.

10. Nebraska Department of Health and Human Services.

11. Feeding America, Map the Meal Gap 2022, Child Food Insecurity in Nebraska by County.

12. U.S. Census Bureau, 2023 American Community Survey 5-year Estimates, Table B17024.

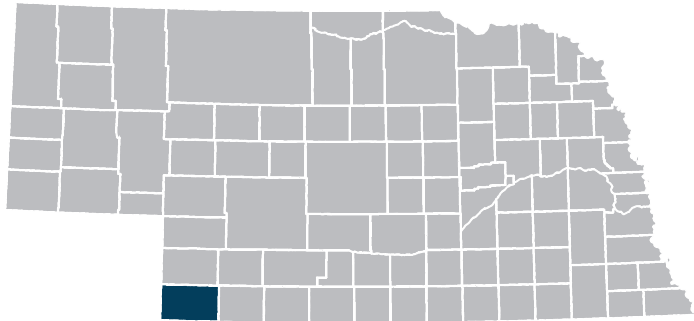
13. U.S. Census Bureau, 2023 American Community Survey 5-year Estimates, Table S1701.

14. U.S. Census Bureau, 2023 American Community Survey 5-year Estimates, Table B25115.

15. U.S. Census Bureau, 2023 American Community Survey 5-year Estimates, Table B17001B-1.

2024 COUNTY DATA FACT SHEET

COUNTY: **DUNDY**



1,561

TOTAL
POPULATION ¹

313

CHILD POPULATION
(19 & UNDER) ¹



HEALTH

3%

CHILDREN UNINSURED ²

39%

CHILDREN ENROLLED
IN PUBLIC HEALTH
INSURANCE ³



CHILD WELFARE

*

22

NON-COURT CHILD
WELFARE SYSTEM
INVOLVEMENT
(RATE/1000) ⁴

CHILD WELFARE
SYSTEM
INVOLVEMENT
(RATE/1000) ⁴

*

CHILDREN RECEIVING OUT-OF-
HOME SERVICES (RATE/1000) ⁴



JUVENILE JUSTICE

5

CHILDREN ON PROBATION
(RATE/1000) ⁵

140

FEES AND FINES PER
JUVENILE CASE (RATE/100) ⁶

0

ARRESTS (RATE/1000) ⁷



EDUCATION

53%

3- & 4-YEAR OLDS
ENROLLED IN
SCHOOL ⁸

88%

HIGH
SCHOOLERS
GRADUATING
IN 4-YEARS ⁹

81%

NCSAS 3RD
GRADE
READING
PROFICIENCY ⁹

10

CAPACITY OF LICENSED CHILD CARE
FACILITY PER 100 CHILDREN UNDER 6
WITH ALL AVAILABLE PARENTS WORKING ¹⁰



ECONOMIC STABILITY

87%

FOOD INSECURE CHILDREN
IN HOUSEHOLDS WITH
INCOMES BELOW 185
FEDERAL POVERTY LINE ¹¹

48%

CHILDREN IN LOW-
INCOME FAMILIES
(UNDER 200% OF FEDERAL
POVERTY LINE) ¹²

29%

CHILDREN IN
POVERTY ¹³

22%

CHILD FOOD
INSECURITY RATE ¹¹

63%

FAMILIES WITH
CHILDREN WHO
OWN THEIR HOME ¹⁴

67%

CHILDREN
OF COLOR IN
POVERTY ¹⁵

*Data suppressed

1. U.S. Census Bureau, Annual County Resident Population Estimates by Selected Age Groups and Sex: April 1, 2020 to July 1, 2023.

2. U.S. Census Bureau, 2023 American Community Survey 5-year Estimates, Table B27001.

3. U.S. Census Bureau, 2023 American Community Survey 5-year Estimates, Table B27003.

4. Nebraska Department of Health and Human Services; U.S. Census Bureau, Annual County Resident Population Estimates by Selected Age Groups and Sex: April 1, 2020 to July 1, 2023.

5. Nebraska Administrative Office of the Courts and Probation.

6. Based on Data obtained from Nebraska Administrative Office of the Courts and Probation;

Nebraska Judicial Branch Juvenile Justice System Statistical Annual Report (2019, 2020, 2021, 2022).

7. Nebraska Crime Commission.

8. U.S. Census Bureau, 2023 American Community Survey 5-year Estimates, Table B14003.

9. Nebraska Department of Education.

10. Nebraska Department of Health and Human Services.

11. Feeding America, Map the Meal Gap 2022, Child Food Insecurity in Nebraska by County.

12. U.S. Census Bureau, 2023 American Community Survey 5-year Estimates, Table B17024.

13. U.S. Census Bureau, 2023 American Community Survey 5-year Estimates, Table S1701.

14. U.S. Census Bureau, 2023 American Community Survey 5-year Estimates, Table B25115.

15. U.S. Census Bureau, 2023 American Community Survey 5-year Estimates, Table B17001B-I.

2024 COUNTY DATA FACT SHEET

COUNTY: **FILLMORE**



5,548

TOTAL
POPULATION¹

1,189

CHILD POPULATION
(19 & UNDER)¹



HEALTH

1%

CHILDREN UNINSURED²

22%

CHILDREN ENROLLED
IN PUBLIC HEALTH
INSURANCE³



CHILD WELFARE

5

NON-COURT CHILD
WELFARE SYSTEM
INVOLVEMENT
(RATE/1000)⁴

19

CHILD WELFARE
SYSTEM
INVOLVEMENT
(RATE/1000)⁴

11

CHILDREN RECEIVING OUT-OF-
HOME SERVICES (RATE/1000)⁴



JUVENILE JUSTICE

9

CHILDREN ON PROBATION
(RATE/1000)⁵

80

FEES AND FINES PER
JUVENILE CASE (RATE/100)⁶

0

ARRESTS (RATE/1000)⁷



EDUCATION

64%

3- & 4-YEAR OLDS
ENROLLED IN
SCHOOL⁸

83%

HIGH
SCHOOLERS
GRADUATING
IN 4-YEARS⁹

73%

NSCAS 3RD
GRADE
READING
PROFICIENCY⁹

74

CAPACITY OF LICENSED CHILD CARE
FACILITY PER 100 CHILDREN UNDER 6
WITH ALL AVAILABLE PARENTS WORKING¹⁰



ECONOMIC STABILITY

42%

FOOD INSECURE CHILDREN
IN HOUSEHOLDS WITH
INCOMES BELOW 185
FEDERAL POVERTY LINE¹¹

23%

CHILDREN IN LOW-
INCOME FAMILIES
(UNDER 200% OF FEDERAL
POVERTY LINE)¹²

6%

CHILDREN IN
POVERTY¹³

16%

CHILD FOOD
INSECURITY RATE¹¹

82%

FAMILIES WITH
CHILDREN WHO
OWN THEIR HOME¹⁴

4%

CHILDREN
OF COLOR IN
POVERTY¹⁵

1. U.S. Census Bureau, Annual County Resident Population Estimates by Selected Age Groups and Sex: April 1, 2020 to July 1, 2023.

2. U.S. Census Bureau, 2023 American Community Survey 5-year Estimates, Table B27001.

3. U.S. Census Bureau, 2023 American Community Survey 5-year Estimates, Table B27003.

4. Nebraska Department of Health and Human Services; U.S. Census Bureau, Annual County Resident Population Estimates by Selected Age Groups and Sex: April 1, 2020 to July 1, 2023.

5. Nebraska Administrative Office of the Courts and Probation.

6. Based on Data obtained from Nebraska Administrative Office of the Courts and Probation;

Nebraska Judicial Branch Juvenile Justice System Statistical Annual Report (2019, 2020, 2021, 2022).

7. Nebraska Crime Commission.

8. U.S. Census Bureau, 2023 American Community Survey 5-year Estimates, Table B14003.

9. Nebraska Department of Education.

10. Nebraska Department of Health and Human Services.

11. Feeding America, Map the Meal Gap 2022, Child Food Insecurity in Nebraska by County.

12. U.S. Census Bureau, 2023 American Community Survey 5-year Estimates, Table B17024.

13. U.S. Census Bureau, 2023 American Community Survey 5-year Estimates, Table S1701.

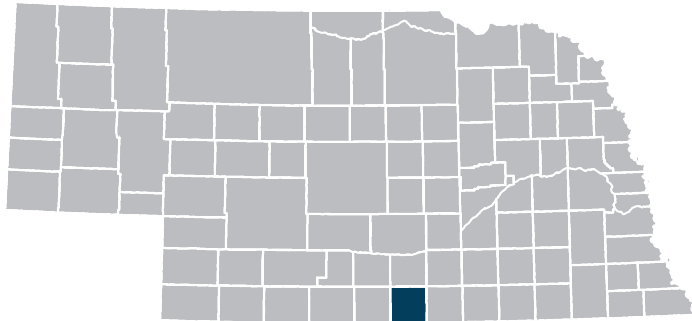
14. U.S. Census Bureau, 2023 American Community Survey 5-year Estimates, Table B25115.

15. U.S. Census Bureau, 2023 American Community Survey 5-year Estimates, Table B17001B-1.

2024 COUNTY DATA FACT SHEET



COUNTY: **FRANKLIN**



2,825

TOTAL
POPULATION¹

649

CHILD POPULATION
(19 & UNDER)¹



HEALTH

5%

CHILDREN UNINSURED²

38%

CHILDREN ENROLLED
IN PUBLIC HEALTH
INSURANCE³



CHILD WELFARE

*

11

NON-COURT CHILD
WELFARE SYSTEM
INVOLVEMENT
(RATE/1000)⁴

CHILD WELFARE
SYSTEM
INVOLVEMENT
(RATE/1000)⁴

*

CHILDREN RECEIVING OUT-OF-
HOME SERVICES (RATE/1000)⁴



JUVENILE JUSTICE

6

CHILDREN ON PROBATION
(RATE/1000)⁵

89

FEES AND FINES PER
JUVENILE CASE (RATE/100)⁶

0

ARRESTS (RATE/1000)⁷



EDUCATION

80%

3- & 4-YEAR OLDS
ENROLLED IN
SCHOOL⁸

93%

HIGH
SCHOOLERS
GRADUATING
IN 4-YEARS⁹

71%

NCSAS 3RD
GRADE
READING
PROFICIENCY⁹

28

CAPACITY OF LICENSED CHILD CARE
FACILITY PER 100 CHILDREN UNDER 6
WITH ALL AVAILABLE PARENTS WORKING¹⁰



ECONOMIC STABILITY

79%

FOOD INSECURE CHILDREN
IN HOUSEHOLDS WITH
INCOMES BELOW 185
FEDERAL POVERTY LINE¹¹

51%

CHILDREN IN LOW-
INCOME FAMILIES
(UNDER 200% OF FEDERAL
POVERTY LINE)¹²

22%

CHILDREN IN
POVERTY¹³

24%

CHILD FOOD
INSECURITY RATE¹¹

73%

FAMILIES WITH
CHILDREN WHO
OWN THEIR HOME¹⁴

21%

CHILDREN
OF COLOR IN
POVERTY¹⁵

*Data suppressed

1. U.S. Census Bureau, Annual County Resident Population Estimates by Selected Age Groups and Sex: April 1, 2020 to July 1, 2023.

2. U.S. Census Bureau, 2023 American Community Survey 5-year Estimates, Table B27001.

3. U.S. Census Bureau, 2023 American Community Survey 5-year Estimates, Table B27003.

4. Nebraska Department of Health and Human Services; U.S. Census Bureau, Annual County Resident Population Estimates by Selected Age Groups and Sex: April 1, 2020 to July 1, 2023.

5. Nebraska Administrative Office of the Courts and Probation.

6. Based on Data obtained from Nebraska Administrative Office of the Courts and Probation;

Nebraska Judicial Branch Juvenile Justice System Statistical Annual Report (2019, 2020, 2021, 2022).

7. Nebraska Crime Commission.

8. U.S. Census Bureau, 2023 American Community Survey 5-year Estimates, Table B14003.

9. Nebraska Department of Education.

10. Nebraska Department of Health and Human Services.

11. Feeding America, Map the Meal Gap 2022, Child Food Insecurity in Nebraska by County.

12. U.S. Census Bureau, 2023 American Community Survey 5-year Estimates, Table B17024.

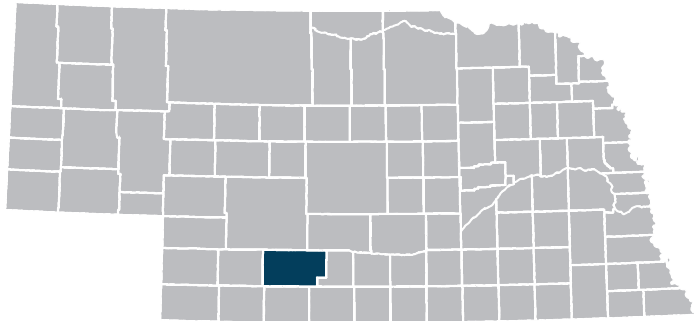
13. U.S. Census Bureau, 2023 American Community Survey 5-year Estimates, Table S1701.

14. U.S. Census Bureau, 2023 American Community Survey 5-year Estimates, Table B25115.

15. U.S. Census Bureau, 2023 American Community Survey 5-year Estimates, Table B17001B-I.

2024 COUNTY DATA FACT SHEET

COUNTY: **FRONTIER**



2,585

TOTAL
POPULATION ¹

646

CHILD POPULATION
(19 & UNDER) ¹



HEALTH

7%

CHILDREN UNINSURED ²

22%

CHILDREN ENROLLED
IN PUBLIC HEALTH
INSURANCE ³



CHILD WELFARE

*

19

NON-COURT CHILD
WELFARE SYSTEM
INVOLVEMENT
(RATE/1000) ⁴

CHILD WELFARE
SYSTEM
INVOLVEMENT
(RATE/1000) ⁴

*

CHILDREN RECEIVING OUT-OF-
HOME SERVICES (RATE/1000) ⁴



JUVENILE JUSTICE

22

CHILDREN ON PROBATION
(RATE/1000) ⁵

108

FEES AND FINES PER
JUVENILE CASE (RATE/100) ⁶

4

ARRESTS (RATE/1000) ⁷



EDUCATION

45%

3- & 4-YEAR OLDS
ENROLLED IN
SCHOOL ⁸

97%

HIGH
SCHOOLERS
GRADUATING
IN 4-YEARS ⁹

57%

NCSAS 3RD
GRADE
READING
PROFICIENCY ⁹

48

CAPACITY OF LICENSED CHILD CARE
FACILITY PER 100 CHILDREN UNDER 6
WITH ALL AVAILABLE PARENTS WORKING ¹⁰



ECONOMIC STABILITY

59%

FOOD INSECURE CHILDREN
IN HOUSEHOLDS WITH
INCOMES BELOW 185
FEDERAL POVERTY LINE ¹¹

25%

CHILDREN IN LOW-
INCOME FAMILIES
(UNDER 200% OF FEDERAL
POVERTY LINE) ¹²

10%

CHILDREN IN
POVERTY ¹³

24%

CHILD FOOD
INSECURITY RATE ¹¹

67%

FAMILIES WITH
CHILDREN WHO
OWN THEIR HOME ¹⁴

21%

CHILDREN
OF COLOR IN
POVERTY ¹⁵

*Data suppressed

1. U.S. Census Bureau, Annual County Resident Population Estimates by Selected Age Groups and Sex: April 1, 2020 to July 1, 2023.

2. U.S. Census Bureau, 2023 American Community Survey 5-year Estimates, Table B27001.

3. U.S. Census Bureau, 2023 American Community Survey 5-year Estimates, Table B27003.

4. Nebraska Department of Health and Human Services; U.S. Census Bureau, Annual County Resident Population Estimates by Selected Age Groups and Sex: April 1, 2020 to July 1, 2023.

5. Nebraska Administrative Office of the Courts and Probation.

6. Based on Data obtained from Nebraska Administrative Office of the Courts and Probation;

Nebraska Judicial Branch Juvenile Justice System Statistical Annual Report (2019, 2020, 2021, 2022).

7. Nebraska Crime Commission.

8. U.S. Census Bureau, 2023 American Community Survey 5-year Estimates, Table B14003.

9. Nebraska Department of Education.

10. Nebraska Department of Health and Human Services.

11. Feeding America, Map the Meal Gap 2022, Child Food Insecurity in Nebraska by County.

12. U.S. Census Bureau, 2023 American Community Survey 5-year Estimates, Table B17024.

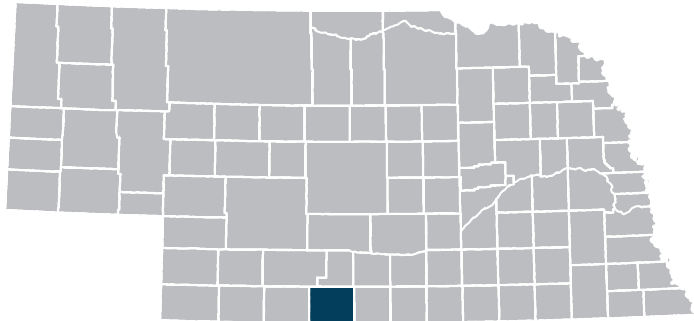
13. U.S. Census Bureau, 2023 American Community Survey 5-year Estimates, Table S1701.

14. U.S. Census Bureau, 2023 American Community Survey 5-year Estimates, Table B25115.

15. U.S. Census Bureau, 2023 American Community Survey 5-year Estimates, Table B17001B-I.

2024 COUNTY DATA FACT SHEET

COUNTY: **FURNAS**



4,556

TOTAL
POPULATION ¹

1,080

CHILD POPULATION
(19 & UNDER) ¹



HEALTH

2%

CHILDREN UNINSURED ²

31%

CHILDREN ENROLLED
IN PUBLIC HEALTH
INSURANCE ³



CHILD WELFARE

*

12

NON-COURT CHILD
WELFARE SYSTEM
INVOLVEMENT
(RATE/1000) ⁴

CHILD WELFARE
SYSTEM
INVOLVEMENT
(RATE/1000) ⁴

9

CHILDREN RECEIVING OUT-OF-
HOME SERVICES (RATE/1000) ⁴



JUVENILE JUSTICE

14

CHILDREN ON PROBATION
(RATE/1000) ⁵

17

FEES AND FINES PER
JUVENILE CASE (RATE/100) ⁶

20

ARRESTS (RATE/1000) ⁷



EDUCATION

31%

3- & 4-YEAR OLDS
ENROLLED IN
SCHOOL ⁸

91%

HIGH
SCHOOLERS
GRADUATING
IN 4-YEARS ⁹

75%

NCSAS 3RD
GRADE
READING
PROFICIENCY ⁹

65

CAPACITY OF LICENSED CHILD CARE
FACILITY PER 100 CHILDREN UNDER 6
WITH ALL AVAILABLE PARENTS WORKING ¹⁰



ECONOMIC STABILITY

69%

FOOD INSECURE CHILDREN
IN HOUSEHOLDS WITH
INCOMES BELOW 185
FEDERAL POVERTY LINE ¹¹

35%

CHILDREN IN LOW-
INCOME FAMILIES
(UNDER 200% OF FEDERAL
POVERTY LINE) ¹²

16%

CHILDREN IN
POVERTY ¹³

22%

CHILD FOOD
INSECURITY RATE ¹¹

74%

FAMILIES WITH
CHILDREN WHO
OWN THEIR HOME ¹⁴

67%

CHILDREN
OF COLOR IN
POVERTY ¹⁵

*Data suppressed

1. U.S. Census Bureau, Annual County Resident Population Estimates by Selected Age Groups and Sex: April 1, 2020 to July 1, 2023.

2. U.S. Census Bureau, 2023 American Community Survey 5-year Estimates, Table B27001.

3. U.S. Census Bureau, 2023 American Community Survey 5-year Estimates, Table B27003.

4. Nebraska Department of Health and Human Services; U.S. Census Bureau, Annual County Resident Population Estimates by Selected Age Groups and Sex: April 1, 2020 to July 1, 2023.

5. Nebraska Administrative Office of the Courts and Probation.

6. Based on Data obtained from Nebraska Administrative Office of the Courts and Probation;

Nebraska Judicial Branch Juvenile Justice System Statistical Annual Report (2019, 2020, 2021, 2022).

7. Nebraska Crime Commission.

8. U.S. Census Bureau, 2023 American Community Survey 5-year Estimates, Table B14003.

9. Nebraska Department of Education.

10. Nebraska Department of Health and Human Services.

11. Feeding America, Map the Meal Gap 2022, Child Food Insecurity in Nebraska by County.

12. U.S. Census Bureau, 2023 American Community Survey 5-year Estimates, Table B17024.

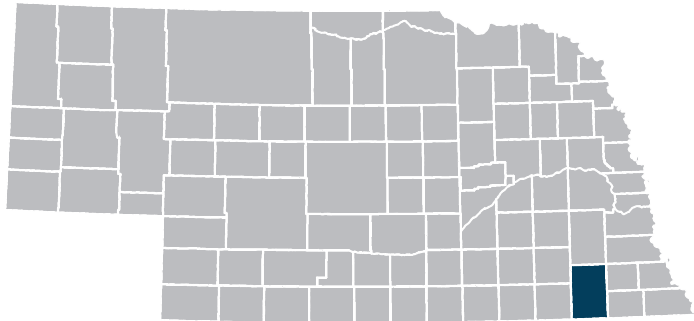
13. U.S. Census Bureau, 2023 American Community Survey 5-year Estimates, Table S1701.

14. U.S. Census Bureau, 2023 American Community Survey 5-year Estimates, Table B25115.

15. U.S. Census Bureau, 2023 American Community Survey 5-year Estimates, Table B17001B-I.

2024 COUNTY DATA FACT SHEET

COUNTY: **GAGE**



21,634

TOTAL
POPULATION¹

5,293

CHILD POPULATION
(19 & UNDER)¹



HEALTH

3%

CHILDREN UNINSURED²

33%

CHILDREN ENROLLED
IN PUBLIC HEALTH
INSURANCE³



CHILD WELFARE

9

NON-COURT CHILD
WELFARE SYSTEM
INVOLVEMENT
(RATE/1000)⁴

15

CHILD WELFARE
SYSTEM
INVOLVEMENT
(RATE/1000)⁴

5

CHILDREN RECEIVING OUT-OF-
HOME SERVICES (RATE/1000)⁴



JUVENILE JUSTICE

18

CHILDREN ON PROBATION
(RATE/1000)⁵

99

FEES AND FINES PER
JUVENILE CASE (RATE/100)⁶

44

ARRESTS (RATE/1000)⁷



EDUCATION

51%

3- & 4-YEAR OLDS
ENROLLED IN
SCHOOL⁸

86%

HIGH
SCHOOLERS
GRADUATING
IN 4-YEARS⁹

48%

NSCAS 3RD
GRADE
READING
PROFICIENCY⁹

67

CAPACITY OF LICENSED CHILD CARE
FACILITY PER 100 CHILDREN UNDER 6
WITH ALL AVAILABLE PARENTS WORKING¹⁰



ECONOMIC STABILITY

62%

FOOD INSECURE CHILDREN
IN HOUSEHOLDS WITH
INCOMES BELOW 185
FEDERAL POVERTY LINE¹¹

33%

CHILDREN IN LOW-
INCOME FAMILIES
(UNDER 200% OF FEDERAL
POVERTY LINE)¹²

16%

CHILDREN IN
POVERTY¹³

22%

CHILD FOOD
INSECURITY RATE¹¹

69%

FAMILIES WITH
CHILDREN WHO
OWN THEIR HOME¹⁴

24%

CHILDREN
OF COLOR IN
POVERTY¹⁵

1. U.S. Census Bureau, Annual County Resident Population Estimates by Selected Age Groups and Sex: April 1, 2020 to July 1, 2023.

2. U.S. Census Bureau, 2023 American Community Survey 5-year Estimates, Table B27001.

3. U.S. Census Bureau, 2023 American Community Survey 5-year Estimates, Table B27003.

4. Nebraska Department of Health and Human Services; U.S. Census Bureau, Annual County Resident Population Estimates by Selected Age Groups and Sex: April 1, 2020 to July 1, 2023.

5. Nebraska Administrative Office of the Courts and Probation.

6. Based on Data obtained from Nebraska Administrative Office of the Courts and Probation;

Nebraska Judicial Branch Juvenile Justice System Statistical Annual Report (2019, 2020, 2021, 2022).

7. Nebraska Crime Commission.

8. U.S. Census Bureau, 2023 American Community Survey 5-year Estimates, Table B14003.

9. Nebraska Department of Education.

10. Nebraska Department of Health and Human Services.

11. Feeding America, Map the Meal Gap 2022, Child Food Insecurity in Nebraska by County.

12. U.S. Census Bureau, 2023 American Community Survey 5-year Estimates, Table B17024.

13. U.S. Census Bureau, 2023 American Community Survey 5-year Estimates, Table S1701.

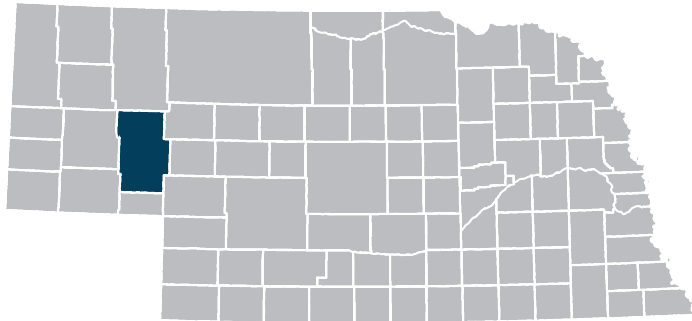
14. U.S. Census Bureau, 2023 American Community Survey 5-year Estimates, Table B25115.

15. U.S. Census Bureau, 2023 American Community Survey 5-year Estimates, Table B17001B-1.

2024 COUNTY DATA FACT SHEET



COUNTY: **GARDEN**



1,794

TOTAL
POPULATION¹

361

CHILD POPULATION
(19 & UNDER)¹



HEALTH

20%

CHILDREN UNINSURED²

41%

CHILDREN ENROLLED
IN PUBLIC HEALTH
INSURANCE³



CHILD WELFARE

33

NON-COURT CHILD
WELFARE SYSTEM
INVOLVEMENT
(RATE/1000)⁴

53

CHILD WELFARE
SYSTEM
INVOLVEMENT
(RATE/1000)⁴

19

CHILDREN RECEIVING OUT-OF-
HOME SERVICES (RATE/1000)⁴



JUVENILE JUSTICE

15

CHILDREN ON PROBATION
(RATE/1000)⁵

50

FEES AND FINES PER
JUVENILE CASE (RATE/100)⁶

0

ARRESTS (RATE/1000)⁷



EDUCATION

76%

3- & 4-YEAR OLDS
ENROLLED IN
SCHOOL⁸

100%

HIGH
SCHOOLERS
GRADUATING
IN 4-YEARS⁹

70%

NSCAS 3RD
GRADE
READING
PROFICIENCY⁹

129

CAPACITY OF LICENSED CHILD CARE
FACILITY PER 100 CHILDREN UNDER 6
WITH ALL AVAILABLE PARENTS WORKING¹⁰



ECONOMIC STABILITY

95%

FOOD INSECURE CHILDREN
IN HOUSEHOLDS WITH
INCOMES BELOW 185
FEDERAL POVERTY LINE¹¹

47%

CHILDREN IN LOW-
INCOME FAMILIES
(UNDER 200% OF FEDERAL
POVERTY LINE)¹²

15%

CHILDREN IN
POVERTY¹³

21%

CHILD FOOD
INSECURITY RATE¹¹

80%

FAMILIES WITH
CHILDREN WHO
OWN THEIR HOME¹⁴

0%

CHILDREN
OF COLOR IN
POVERTY¹⁵

1. U.S. Census Bureau, Annual County Resident Population Estimates by Selected Age Groups and Sex: April 1, 2020 to July 1, 2023.

2. U.S. Census Bureau, 2023 American Community Survey 5-year Estimates, Table B27001.

3. U.S. Census Bureau, 2023 American Community Survey 5-year Estimates, Table B27003.

4. Nebraska Department of Health and Human Services; U.S. Census Bureau, Annual County Resident Population Estimates by Selected Age Groups and Sex: April 1, 2020 to July 1, 2023.

5. Nebraska Administrative Office of the Courts and Probation.

6. Based on Data obtained from Nebraska Administrative Office of the Courts and Probation;

Nebraska Judicial Branch Juvenile Justice System Statistical Annual Report (2019, 2020, 2021, 2022).

7. Nebraska Crime Commission.

8. U.S. Census Bureau, 2023 American Community Survey 5-year Estimates, Table B14003.

9. Nebraska Department of Education.

10. Nebraska Department of Health and Human Services.

11. Feeding America, Map the Meal Gap 2022, Child Food Insecurity in Nebraska by County.

12. U.S. Census Bureau, 2023 American Community Survey 5-year Estimates, Table B17024.

13. U.S. Census Bureau, 2023 American Community Survey 5-year Estimates, Table S1701.

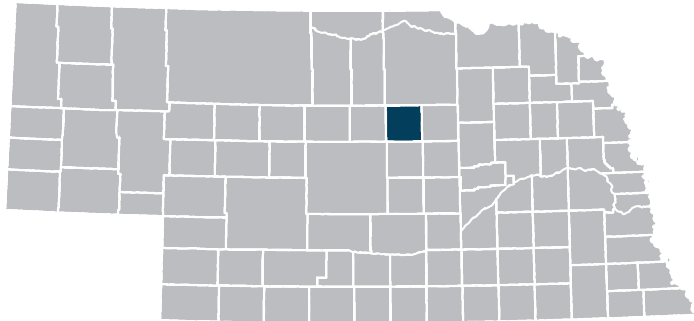
14. U.S. Census Bureau, 2023 American Community Survey 5-year Estimates, Table B25115.

15. U.S. Census Bureau, 2023 American Community Survey 5-year Estimates, Table B17001B-1.

2024 COUNTY DATA FACT SHEET



COUNTY: **GARFIELD**



1,763

TOTAL
POPULATION¹

369

CHILD POPULATION
(19 & UNDER)¹



HEALTH

6%

CHILDREN UNINSURED²

17%

CHILDREN ENROLLED
IN PUBLIC HEALTH
INSURANCE³



CHILD WELFARE

0

NON-COURT CHILD
WELFARE SYSTEM
INVOLVEMENT
(RATE/1000)⁴

CHILD WELFARE
SYSTEM
INVOLVEMENT
(RATE/1000)⁴

CHILDREN RECEIVING OUT-OF-
HOME SERVICES (RATE/1000)⁴



JUVENILE JUSTICE

25

CHILDREN ON PROBATION
(RATE/1000)⁵

91

FEES AND FINES PER
JUVENILE CASE (RATE/100)⁶

0

ARRESTS (RATE/1000)⁷



EDUCATION

78%

3- & 4-YEAR OLDS
ENROLLED IN
SCHOOL⁸

94%

HIGH
SCHOOLERS
GRADUATING
IN 4-YEARS⁹

48%

NCSAS 3RD
GRADE
READING
PROFICIENCY⁹

61

CAPACITY OF LICENSED CHILD CARE
FACILITY PER 100 CHILDREN UNDER 6
WITH ALL AVAILABLE PARENTS WORKING¹⁰



ECONOMIC STABILITY

47%

FOOD INSECURE CHILDREN
IN HOUSEHOLDS WITH
INCOMES BELOW 185
FEDERAL POVERTY LINE¹¹

47%

CHILDREN IN LOW-
INCOME FAMILIES
(UNDER 200% OF FEDERAL
POVERTY LINE)¹²

12%

CHILDREN IN
POVERTY¹³

20%

CHILD FOOD
INSECURITY RATE¹¹

75%

FAMILIES WITH
CHILDREN WHO
OWN THEIR HOME¹⁴

0%

CHILDREN
OF COLOR IN
POVERTY¹⁵

*Data suppressed

1. U.S. Census Bureau, Annual County Resident Population Estimates by Selected Age Groups and Sex: April 1, 2020 to July 1, 2023.

2. U.S. Census Bureau, 2023 American Community Survey 5-year Estimates, Table B27001.

3. U.S. Census Bureau, 2023 American Community Survey 5-year Estimates, Table B27003.

4. Nebraska Department of Health and Human Services; U.S. Census Bureau, Annual County Resident Population Estimates by Selected Age Groups and Sex: April 1, 2020 to July 1, 2023.

5. Nebraska Administrative Office of the Courts and Probation.

6. Based on Data obtained from Nebraska Administrative Office of the Courts and Probation;

Nebraska Judicial Branch Juvenile Justice System Statistical Annual Report (2019, 2020, 2021, 2022).

7. Nebraska Crime Commission.

8. U.S. Census Bureau, 2023 American Community Survey 5-year Estimates, Table B14003.

9. Nebraska Department of Education.

10. Nebraska Department of Health and Human Services.

11. Feeding America, Map the Meal Gap 2022, Child Food Insecurity in Nebraska by County.

12. U.S. Census Bureau, 2023 American Community Survey 5-year Estimates, Table B17024.

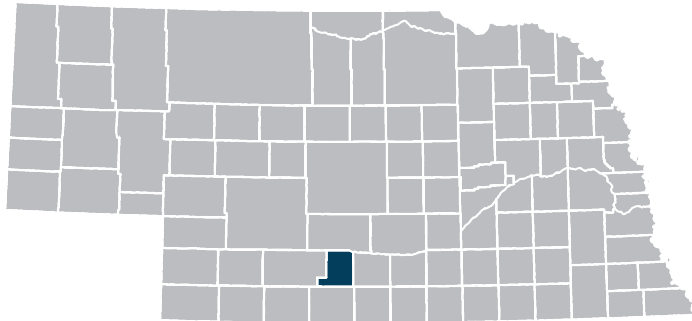
13. U.S. Census Bureau, 2023 American Community Survey 5-year Estimates, Table S1701.

14. U.S. Census Bureau, 2023 American Community Survey 5-year Estimates, Table B25115.

15. U.S. Census Bureau, 2023 American Community Survey 5-year Estimates, Table B17001B-I.

2024 COUNTY DATA FACT SHEET

COUNTY: **GOSPER**



1,847

TOTAL
POPULATION¹

426

CHILD POPULATION
(19 & UNDER)¹



HEALTH

11%

CHILDREN UNINSURED²

19%

CHILDREN ENROLLED
IN PUBLIC HEALTH
INSURANCE³



CHILD WELFARE

0

NON-COURT CHILD
WELFARE SYSTEM
INVOLVEMENT
(RATE/1000)⁴

0

CHILD WELFARE
SYSTEM
INVOLVEMENT
(RATE/1000)⁴

0

CHILDREN RECEIVING OUT-OF-
HOME SERVICES (RATE/1000)⁴



JUVENILE JUSTICE

5

CHILDREN ON PROBATION
(RATE/1000)⁵

167

FEES AND FINES PER
JUVENILE CASE (RATE/100)⁶

5

ARRESTS (RATE/1000)⁷



EDUCATION

27%

3- & 4-YEAR OLDS
ENROLLED IN
SCHOOL⁸

100%

HIGH
SCHOOLERS
GRADUATING
IN 4-YEARS⁹

64%

NSCAS 3RD
GRADE
READING
PROFICIENCY⁹

113

CAPACITY OF LICENSED CHILD CARE
FACILITY PER 100 CHILDREN UNDER 6
WITH ALL AVAILABLE PARENTS WORKING¹⁰



ECONOMIC STABILITY

48%

FOOD INSECURE CHILDREN
IN HOUSEHOLDS WITH
INCOMES BELOW 185
FEDERAL POVERTY LINE¹¹

26%

CHILDREN IN LOW-
INCOME FAMILIES
(UNDER 200% OF FEDERAL
POVERTY LINE)¹²

8%

CHILDREN IN
POVERTY¹³

18%

CHILD FOOD
INSECURITY RATE¹¹

60%

FAMILIES WITH
CHILDREN WHO
OWN THEIR HOME¹⁴

19%

CHILDREN
OF COLOR IN
POVERTY¹⁵

1. U.S. Census Bureau, Annual County Resident Population Estimates by Selected Age Groups and Sex: April 1, 2020 to July 1, 2023.

2. U.S. Census Bureau, 2023 American Community Survey 5-year Estimates, Table B27001.

3. U.S. Census Bureau, 2023 American Community Survey 5-year Estimates, Table B27003.

4. Nebraska Department of Health and Human Services; U.S. Census Bureau, Annual County Resident Population Estimates by Selected Age Groups and Sex: April 1, 2020 to July 1, 2023.

5. Nebraska Administrative Office of the Courts and Probation.

6. Based on Data obtained from Nebraska Administrative Office of the Courts and Probation;

Nebraska Judicial Branch Juvenile Justice System Statistical Annual Report (2019, 2020, 2021, 2022).

7. Nebraska Crime Commission.

8. U.S. Census Bureau, 2023 American Community Survey 5-year Estimates, Table B14003.

9. Nebraska Department of Education.

10. Nebraska Department of Health and Human Services.

11. Feeding America, Map the Meal Gap 2022, Child Food Insecurity in Nebraska by County.

12. U.S. Census Bureau, 2023 American Community Survey 5-year Estimates, Table B17024.

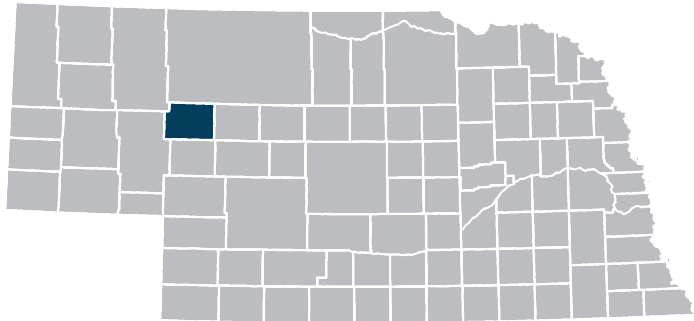
13. U.S. Census Bureau, 2023 American Community Survey 5-year Estimates, Table S1701.

14. U.S. Census Bureau, 2023 American Community Survey 5-year Estimates, Table B25115.

15. U.S. Census Bureau, 2023 American Community Survey 5-year Estimates, Table B17001B-1.

2024 COUNTY DATA FACT SHEET

COUNTY: **GRANT**



565

TOTAL
POPULATION ¹

147

CHILD POPULATION
(19 & UNDER) ¹



HEALTH

3%

CHILDREN UNINSURED ²

35%

CHILDREN ENROLLED
IN PUBLIC HEALTH
INSURANCE ³



CHILD WELFARE

0

NON-COURT CHILD
WELFARE SYSTEM
INVOLVEMENT
(RATE/1000) ⁴

CHILD WELFARE
SYSTEM
INVOLVEMENT
(RATE/1000) ⁴

0

CHILDREN RECEIVING OUT-OF-
HOME SERVICES (RATE/1000) ⁴



JUVENILE JUSTICE

0

CHILDREN ON PROBATION
(RATE/1000) ⁵

100

FEES AND FINES PER
JUVENILE CASE (RATE/100) ⁶

0

ARRESTS (RATE/1000) ⁷



EDUCATION

25%

3- & 4-YEAR OLDS
ENROLLED IN
SCHOOL ⁸

85%

HIGH
SCHOOLERS
GRADUATING
IN 4-YEARS ⁹

NSCAS 3RD
GRADE
READING
PROFICIENCY ⁹

32

CAPACITY OF LICENSED CHILD CARE
FACILITY PER 100 CHILDREN UNDER 6
WITH ALL AVAILABLE PARENTS WORKING ¹⁰



ECONOMIC STABILITY

72%

FOOD INSECURE CHILDREN
IN HOUSEHOLDS WITH
INCOMES BELOW 185
FEDERAL POVERTY LINE ¹¹

35%

CHILDREN IN LOW-
INCOME FAMILIES
(UNDER 200% OF FEDERAL
POVERTY LINE) ¹²

4%

CHILDREN IN
POVERTY ¹³

18%

CHILD FOOD
INSECURITY RATE ¹¹

56%

FAMILIES WITH
CHILDREN WHO
OWN THEIR HOME ¹⁴

0%

CHILDREN
OF COLOR IN
POVERTY ¹⁵

*Data suppressed

1. U.S. Census Bureau, Annual County Resident Population Estimates by Selected Age Groups and Sex: April 1, 2020 to July 1, 2023.

2. U.S. Census Bureau, 2023 American Community Survey 5-year Estimates, Table B27001.

3. U.S. Census Bureau, 2023 American Community Survey 5-year Estimates, Table B27003.

4. Nebraska Department of Health and Human Services; U.S. Census Bureau, Annual County Resident Population Estimates by Selected Age Groups and Sex: April 1, 2020 to July 1, 2023.

5. Nebraska Administrative Office of the Courts and Probation.

6. Based on Data obtained from Nebraska Administrative Office of the Courts and Probation; Nebraska Judicial Branch Juvenile Justice System Statistical Annual Report (2019, 2020, 2021, 2022).

7. Nebraska Crime Commission.

8. U.S. Census Bureau, 2023 American Community Survey 5-year Estimates, Table B14003.

9. Nebraska Department of Education.

10. Nebraska Department of Health and Human Services.

11. Feeding America, Map the Meal Gap 2022, Child Food Insecurity in Nebraska by County.

12. U.S. Census Bureau, 2023 American Community Survey 5-year Estimates, Table B17024.

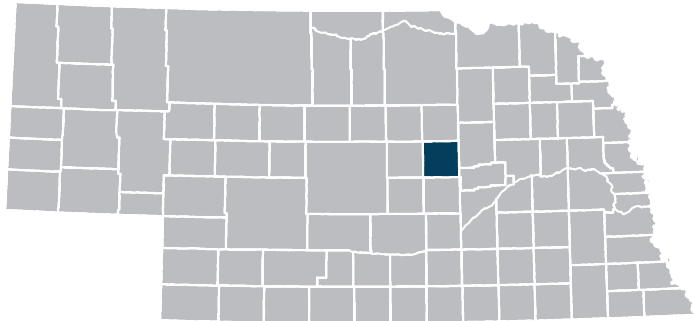
13. U.S. Census Bureau, 2023 American Community Survey 5-year Estimates, Table S1701.

14. U.S. Census Bureau, 2023 American Community Survey 5-year Estimates, Table B25115.

15. U.S. Census Bureau, 2023 American Community Survey 5-year Estimates, Table B17001B-I.

2024 COUNTY DATA FACT SHEET

COUNTY: **GREELEY**



2,219

TOTAL
POPULATION ¹

577

CHILD POPULATION
(19 & UNDER) ¹



HEALTH

2%

CHILDREN UNINSURED ²

35%

CHILDREN ENROLLED
IN PUBLIC HEALTH
INSURANCE ³



CHILD WELFARE

*

NON-COURT CHILD
WELFARE SYSTEM
INVOLVEMENT
(RATE/1000) ⁴

*

CHILD WELFARE
SYSTEM
INVOLVEMENT
(RATE/1000) ⁴

*

CHILDREN RECEIVING OUT-OF-
HOME SERVICES (RATE/1000) ⁴



JUVENILE JUSTICE

13

CHILDREN ON PROBATION
(RATE/1000) ⁵

100

FEES AND FINES PER
JUVENILE CASE (RATE/100) ⁶

0

ARRESTS (RATE/1000) ⁷



EDUCATION

52%

3- & 4-YEAR OLDS
ENROLLED IN
SCHOOL ⁸

96%

HIGH
SCHOOLERS
GRADUATING
IN 4-YEARS ⁹

67%

NCSAS 3RD
GRADE
READING
PROFICIENCY ⁹

63

CAPACITY OF LICENSED CHILD CARE
FACILITY PER 100 CHILDREN UNDER 6
WITH ALL AVAILABLE PARENTS WORKING ¹⁰



ECONOMIC STABILITY

74%

FOOD INSECURE CHILDREN
IN HOUSEHOLDS WITH
INCOMES BELOW 185
FEDERAL POVERTY LINE ¹¹

41%

CHILDREN IN LOW-
INCOME FAMILIES
(UNDER 200% OF FEDERAL
POVERTY LINE) ¹²

16%

CHILDREN IN
POVERTY ¹³

21%

CHILD FOOD
INSECURITY RATE ¹¹

82%

FAMILIES WITH
CHILDREN WHO
OWN THEIR HOME ¹⁴

18%

CHILDREN
OF COLOR IN
POVERTY ¹⁵

*Data suppressed

1. U.S. Census Bureau, Annual County Resident Population Estimates by Selected Age Groups and Sex: April 1, 2020 to July 1, 2023.

2. U.S. Census Bureau, 2023 American Community Survey 5-year Estimates, Table B27001.

3. U.S. Census Bureau, 2023 American Community Survey 5-year Estimates, Table B27003.

4. Nebraska Department of Health and Human Services; U.S. Census Bureau, Annual County Resident Population Estimates by Selected Age Groups and Sex: April 1, 2020 to July 1, 2023.

5. Nebraska Administrative Office of the Courts and Probation.

6. Based on Data obtained from Nebraska Administrative Office of the Courts and Probation; Nebraska Judicial Branch Juvenile Justice System Statistical Annual Report (2019, 2020, 2021, 2022).

7. Nebraska Crime Commission.

8. U.S. Census Bureau, 2023 American Community Survey 5-year Estimates, Table B14003.

9. Nebraska Department of Education.

10. Nebraska Department of Health and Human Services.

11. Feeding America, Map the Meal Gap 2022, Child Food Insecurity in Nebraska by County.

12. U.S. Census Bureau, 2023 American Community Survey 5-year Estimates, Table B17024.

13. U.S. Census Bureau, 2023 American Community Survey 5-year Estimates, Table S1701.

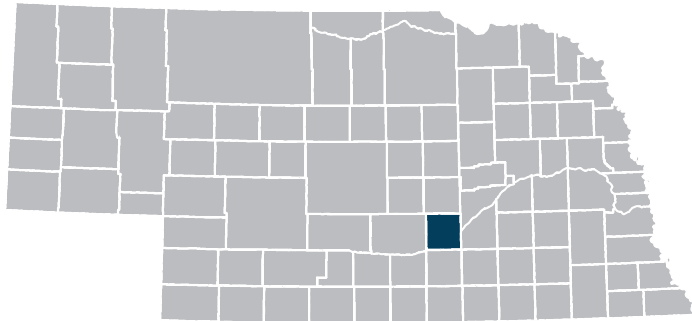
14. U.S. Census Bureau, 2023 American Community Survey 5-year Estimates, Table B25115.

15. U.S. Census Bureau, 2023 American Community Survey 5-year Estimates, Table B17001B-1.

2024 COUNTY DATA FACT SHEET



COUNTY: **HALL**



62,197

TOTAL
POPULATION¹

18,564

CHILD POPULATION
(19 & UNDER)¹



HEALTH

7%

CHILDREN UNINSURED²

35%

CHILDREN ENROLLED
IN PUBLIC HEALTH
INSURANCE³



CHILD WELFARE

3

NON-COURT CHILD
WELFARE SYSTEM
INVOLVEMENT
(RATE/1000)⁴

13

CHILD WELFARE
SYSTEM
INVOLVEMENT
(RATE/1000)⁴

9

CHILDREN RECEIVING OUT-OF-
HOME SERVICES (RATE/1000)⁴



JUVENILE JUSTICE

26

CHILDREN ON PROBATION
(RATE/1000)⁵

18

FEES AND FINES PER
JUVENILE CASE (RATE/100)⁶

51

ARRESTS (RATE/1000)⁷



EDUCATION

45%

3- & 4-YEAR OLDS
ENROLLED IN
SCHOOL⁸

89%

HIGH
SCHOOLERS
GRADUATING
IN 4-YEARS⁹

49%

NSCAS 3RD
GRADE
READING
PROFICIENCY⁹

64

CAPACITY OF LICENSED CHILD CARE
FACILITY PER 100 CHILDREN UNDER 6
WITH ALL AVAILABLE PARENTS WORKING¹⁰



ECONOMIC STABILITY

75%

FOOD INSECURE CHILDREN
IN HOUSEHOLDS WITH
INCOMES BELOW 185
FEDERAL POVERTY LINE¹¹

40%

CHILDREN IN LOW-
INCOME FAMILIES
(UNDER 200% OF FEDERAL
POVERTY LINE)¹²

15%

CHILDREN IN
POVERTY¹³

22%

CHILD FOOD
INSECURITY RATE¹¹

67%

FAMILIES WITH
CHILDREN WHO
OWN THEIR HOME¹⁴

24%

CHILDREN
OF COLOR IN
POVERTY¹⁵

1. U.S. Census Bureau, Annual County Resident Population Estimates by Selected Age Groups and Sex: April 1, 2020 to July 1, 2023.

2. U.S. Census Bureau, 2023 American Community Survey 5-year Estimates, Table B27001.

3. U.S. Census Bureau, 2023 American Community Survey 5-year Estimates, Table B27003.

4. Nebraska Department of Health and Human Services; U.S. Census Bureau, Annual County Resident Population Estimates by Selected Age Groups and Sex: April 1, 2020 to July 1, 2023.

5. Nebraska Administrative Office of the Courts and Probation.

6. Based on Data obtained from Nebraska Administrative Office of the Courts and Probation;

Nebraska Judicial Branch Juvenile Justice System Statistical Annual Report (2019, 2020, 2021, 2022).

7. Nebraska Crime Commission.

8. U.S. Census Bureau, 2023 American Community Survey 5-year Estimates, Table B14003.

9. Nebraska Department of Education.

10. Nebraska Department of Health and Human Services.

11. Feeding America, Map the Meal Gap 2022, Child Food Insecurity in Nebraska by County.

12. U.S. Census Bureau, 2023 American Community Survey 5-year Estimates, Table B17024.

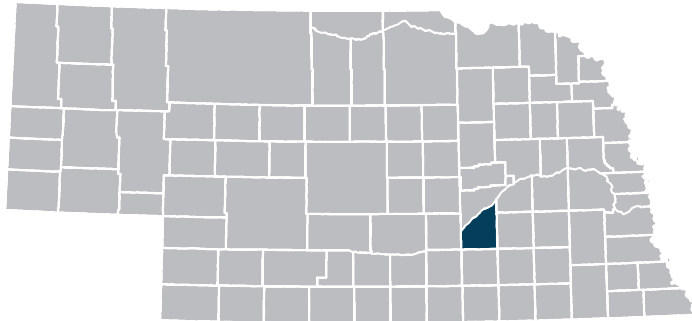
13. U.S. Census Bureau, 2023 American Community Survey 5-year Estimates, Table S1701.

14. U.S. Census Bureau, 2023 American Community Survey 5-year Estimates, Table B25115.

15. U.S. Census Bureau, 2023 American Community Survey 5-year Estimates, Table B17001B-1.

2024 COUNTY DATA FACT SHEET

COUNTY: **HAMILTON**



9,537

TOTAL
POPULATION¹

2,516

CHILD POPULATION
(19 & UNDER)¹



HEALTH

3%

CHILDREN UNINSURED²

29%

CHILDREN ENROLLED
IN PUBLIC HEALTH
INSURANCE³



CHILD WELFARE

6

NON-COURT CHILD
WELFARE SYSTEM
INVOLVEMENT
(RATE/1000)⁴

11

CHILD WELFARE
SYSTEM
INVOLVEMENT
(RATE/1000)⁴

4

CHILDREN RECEIVING OUT-OF-
HOME SERVICES (RATE/1000)⁴



JUVENILE JUSTICE

15

CHILDREN ON PROBATION
(RATE/1000)⁵

89

FEES AND FINES PER
JUVENILE CASE (RATE/100)⁶

4

ARRESTS (RATE/1000)⁷



EDUCATION

52%

3- & 4-YEAR OLDS
ENROLLED IN
SCHOOL⁸

97%

HIGH
SCHOOLERS
GRADUATING
IN 4-YEARS⁹

79%

NSCAS 3RD
GRADE
READING
PROFICIENCY¹⁰

51

CAPACITY OF LICENSED CHILD CARE
FACILITY PER 100 CHILDREN UNDER 6
WITH ALL AVAILABLE PARENTS WORKING¹⁰



ECONOMIC STABILITY

65%

FOOD INSECURE CHILDREN
IN HOUSEHOLDS WITH
INCOMES BELOW 185
FEDERAL POVERTY LINE¹¹

25%

CHILDREN IN LOW-
INCOME FAMILIES
(UNDER 200% OF FEDERAL
POVERTY LINE)¹²

9%

CHILDREN IN
POVERTY¹³

15%

CHILD FOOD
INSECURITY RATE¹¹

94%

FAMILIES WITH
CHILDREN WHO
OWN THEIR HOME¹⁴

45%

CHILDREN
OF COLOR IN
POVERTY¹⁵

1. U.S. Census Bureau, Annual County Resident Population Estimates by Selected Age Groups and Sex: April 1, 2020 to July 1, 2023.

2. U.S. Census Bureau, 2023 American Community Survey 5-year Estimates, Table B27001.

3. U.S. Census Bureau, 2023 American Community Survey 5-year Estimates, Table B27003.

4. Nebraska Department of Health and Human Services; U.S. Census Bureau, Annual County Resident Population Estimates by Selected Age Groups and Sex: April 1, 2020 to July 1, 2023.

5. Nebraska Administrative Office of the Courts and Probation.

6. Based on Data obtained from Nebraska Administrative Office of the Courts and Probation;

Nebraska Judicial Branch Juvenile Justice System Statistical Annual Report (2019, 2020, 2021, 2022).

7. Nebraska Crime Commission.

8. U.S. Census Bureau, 2023 American Community Survey 5-year Estimates, Table B14003.

9. Nebraska Department of Education.

10. Nebraska Department of Health and Human Services.

11. Feeding America, Map the Meal Gap 2022, Child Food Insecurity in Nebraska by County.

12. U.S. Census Bureau, 2023 American Community Survey 5-year Estimates, Table B17024.

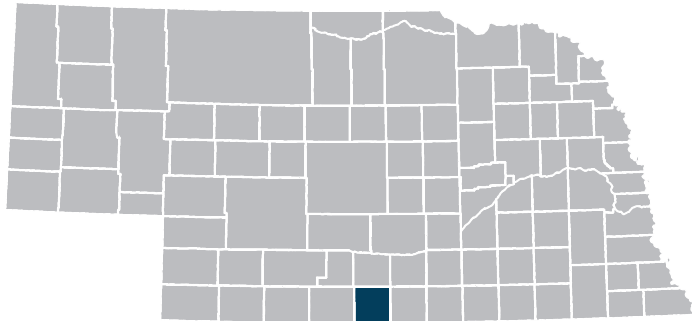
13. U.S. Census Bureau, 2023 American Community Survey 5-year Estimates, Table S1701.

14. U.S. Census Bureau, 2023 American Community Survey 5-year Estimates, Table B25115.

15. U.S. Census Bureau, 2023 American Community Survey 5-year Estimates, Table B17001B-1.

2024 COUNTY DATA FACT SHEET

COUNTY: **HARLAN**



3,045

TOTAL
POPULATION ¹

728

CHILD POPULATION
(19 & UNDER) ¹



HEALTH

6%

CHILDREN UNINSURED ²

22%

CHILDREN ENROLLED
IN PUBLIC HEALTH
INSURANCE ³



CHILD WELFARE

*

22

NON-COURT CHILD
WELFARE SYSTEM
INVOLVEMENT
(RATE/1000) ⁴

CHILD WELFARE
SYSTEM
INVOLVEMENT
(RATE/1000) ⁴

16

CHILDREN RECEIVING OUT-OF-
HOME SERVICES (RATE/1000) ⁴



JUVENILE JUSTICE

11

CHILDREN ON PROBATION
(RATE/1000) ⁵

61

FEES AND FINES PER
JUVENILE CASE (RATE/100) ⁶

0

ARRESTS (RATE/1000) ⁷



EDUCATION

45%

3- & 4-YEAR OLDS
ENROLLED IN
SCHOOL ⁸

96%

HIGH
SCHOOLERS
GRADUATING
IN 4-YEARS ⁹

75%

NCSAS 3RD
GRADE
READING
PROFICIENCY ⁹

54

CAPACITY OF LICENSED CHILD CARE
FACILITY PER 100 CHILDREN UNDER 6
WITH ALL AVAILABLE PARENTS WORKING ¹⁰



ECONOMIC STABILITY

34%

FOOD INSECURE CHILDREN
IN HOUSEHOLDS WITH
INCOMES BELOW 185
FEDERAL POVERTY LINE ¹¹

17%

CHILDREN IN LOW-
INCOME FAMILIES
(UNDER 200% OF FEDERAL
POVERTY LINE) ¹²

5%

CHILDREN IN
POVERTY ¹³

16%

CHILD FOOD
INSECURITY RATE ¹¹

84%

FAMILIES WITH
CHILDREN WHO
OWN THEIR HOME ¹⁴

7%

CHILDREN
OF COLOR IN
POVERTY ¹⁵

*Data suppressed

1. U.S. Census Bureau, Annual County Resident Population Estimates by Selected Age Groups and Sex: April 1, 2020 to July 1, 2023.

2. U.S. Census Bureau, 2023 American Community Survey 5-year Estimates, Table B27001.

3. U.S. Census Bureau, 2023 American Community Survey 5-year Estimates, Table B27003.

4. Nebraska Department of Health and Human Services; U.S. Census Bureau, Annual County Resident Population Estimates by Selected Age Groups and Sex: April 1, 2020 to July 1, 2023.

5. Nebraska Administrative Office of the Courts and Probation.

6. Based on Data obtained from Nebraska Administrative Office of the Courts and Probation; Nebraska Judicial Branch Juvenile Justice System Statistical Annual Report (2019, 2020, 2021, 2022).

7. Nebraska Crime Commission.

8. U.S. Census Bureau, 2023 American Community Survey 5-year Estimates, Table B14003.

9. Nebraska Department of Education.

10. Nebraska Department of Health and Human Services.

11. Feeding America, Map the Meal Gap 2022, Child Food Insecurity in Nebraska by County.

12. U.S. Census Bureau, 2023 American Community Survey 5-year Estimates, Table B17024.

13. U.S. Census Bureau, 2023 American Community Survey 5-year Estimates, Table S1701.

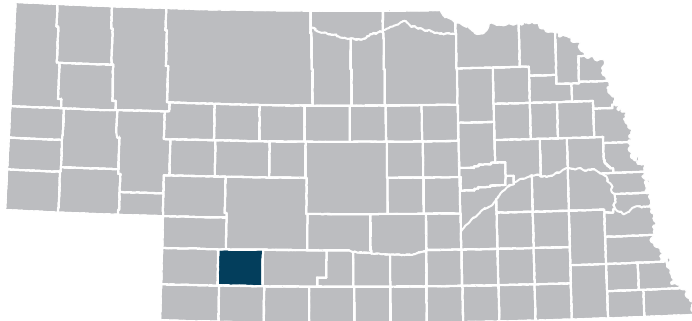
14. U.S. Census Bureau, 2023 American Community Survey 5-year Estimates, Table B25115.

15. U.S. Census Bureau, 2023 American Community Survey 5-year Estimates, Table B17001B-I.

2024 COUNTY DATA FACT SHEET



COUNTY: **HAYES**



846

TOTAL
POPULATION¹

227

CHILD POPULATION
(19 & UNDER)¹



HEALTH

7%

CHILDREN UNINSURED²

18%

CHILDREN ENROLLED
IN PUBLIC HEALTH
INSURANCE³



CHILD WELFARE

0

NON-COURT CHILD
WELFARE SYSTEM
INVOLVEMENT
(RATE/1000)⁴

0

CHILD WELFARE
SYSTEM
INVOLVEMENT
(RATE/1000)⁴

0

CHILDREN RECEIVING OUT-OF-
HOME SERVICES (RATE/1000)⁴



JUVENILE JUSTICE

0

CHILDREN ON PROBATION
(RATE/1000)⁵

100

FEES AND FINES PER
JUVENILE CASE (RATE/100)⁶

0

ARRESTS (RATE/1000)⁷



EDUCATION

9%

3- & 4-YEAR OLDS
ENROLLED IN
SCHOOL⁸

HIGH
SCHOOLERS
GRADUATING
IN 4-YEARS⁹

NSCAS 3RD
GRADE
READING
PROFICIENCY⁹

0

CAPACITY OF LICENSED CHILD CARE
FACILITY PER 100 CHILDREN UNDER 6
WITH ALL AVAILABLE PARENTS WORKING¹⁰



ECONOMIC STABILITY

100%

FOOD INSECURE CHILDREN
IN HOUSEHOLDS WITH
INCOMES BELOW 185
FEDERAL POVERTY LINE¹¹

48%

CHILDREN IN LOW-
INCOME FAMILIES
(UNDER 200% OF FEDERAL
POVERTY LINE)¹²

11%

CHILDREN IN
POVERTY¹³

21%

CHILD FOOD
INSECURITY RATE¹¹

67%

FAMILIES WITH
CHILDREN WHO
OWN THEIR HOME¹⁴

47%

CHILDREN
OF COLOR IN
POVERTY¹⁵

*Data suppressed

1. U.S. Census Bureau, Annual County Resident Population Estimates by Selected Age Groups and Sex: April 1, 2020 to July 1, 2023.

2. U.S. Census Bureau, 2023 American Community Survey 5-year Estimates, Table B27001.

3. U.S. Census Bureau, 2023 American Community Survey 5-year Estimates, Table B27003.

4. Nebraska Department of Health and Human Services; U.S. Census Bureau, Annual County Resident Population Estimates by Selected Age Groups and Sex: April 1, 2020 to July 1, 2023.

5. Nebraska Administrative Office of the Courts and Probation.

6. Based on Data obtained from Nebraska Administrative Office of the Courts and Probation;

Nebraska Judicial Branch Juvenile Justice System Statistical Annual Report (2019, 2020, 2021, 2022).

7. Nebraska Crime Commission.

8. U.S. Census Bureau, 2023 American Community Survey 5-year Estimates, Table B14003.

9. Nebraska Department of Education.

10. Nebraska Department of Health and Human Services.

11. Feeding America, Map the Meal Gap 2022, Child Food Insecurity in Nebraska by County.

12. U.S. Census Bureau, 2023 American Community Survey 5-year Estimates, Table B17024.

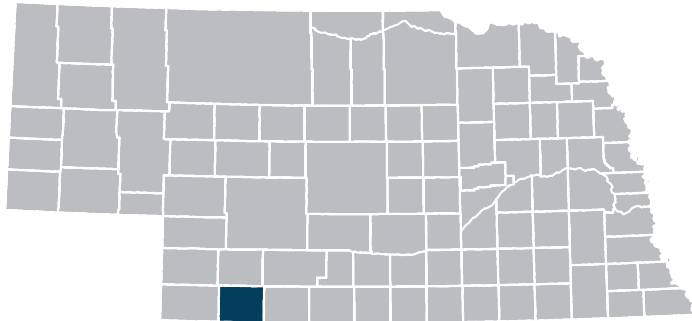
13. U.S. Census Bureau, 2023 American Community Survey 5-year Estimates, Table S1701.

14. U.S. Census Bureau, 2023 American Community Survey 5-year Estimates, Table B25115.

15. U.S. Census Bureau, 2023 American Community Survey 5-year Estimates, Table B17001B-I.

2024 COUNTY DATA FACT SHEET

COUNTY: **HITCHCOCK**



2,552

TOTAL
POPULATION¹

651

CHILD POPULATION
(19 & UNDER)¹



HEALTH

7%

CHILDREN UNINSURED²

36%

CHILDREN ENROLLED
IN PUBLIC HEALTH
INSURANCE³



CHILD WELFARE

*

11

NON-COURT CHILD
WELFARE SYSTEM
INVOLVEMENT
(RATE/1000)⁴

CHILD WELFARE
SYSTEM
INVOLVEMENT
(RATE/1000)⁴

*

CHILDREN RECEIVING OUT-OF-
HOME SERVICES (RATE/1000)⁴



JUVENILE JUSTICE

22

CHILDREN ON PROBATION
(RATE/1000)⁵

65

FEES AND FINES PER
JUVENILE CASE (RATE/100)⁶

4

ARRESTS (RATE/1000)⁷



EDUCATION

65%

3- & 4-YEAR OLDS
ENROLLED IN
SCHOOL⁸

88%

HIGH
SCHOOLERS
GRADUATING
IN 4-YEARS⁹

86%

NCSAS 3RD
GRADE
READING
PROFICIENCY⁹

15

CAPACITY OF LICENSED CHILD CARE
FACILITY PER 100 CHILDREN UNDER 6
WITH ALL AVAILABLE PARENTS WORKING¹⁰



ECONOMIC STABILITY

92%

FOOD INSECURE CHILDREN
IN HOUSEHOLDS WITH
INCOMES BELOW 185
FEDERAL POVERTY LINE¹¹

49%

CHILDREN IN LOW-
INCOME FAMILIES
(UNDER 200% OF FEDERAL
POVERTY LINE)¹²

12%

CHILDREN IN
POVERTY¹³

23%

CHILD FOOD
INSECURITY RATE¹¹

71%

FAMILIES WITH
CHILDREN WHO
OWN THEIR HOME¹⁴

33%

CHILDREN
OF COLOR IN
POVERTY¹⁵

*Data suppressed

1. U.S. Census Bureau, Annual County Resident Population Estimates by Selected Age Groups and Sex: April 1, 2020 to July 1, 2023.

2. U.S. Census Bureau, 2023 American Community Survey 5-year Estimates, Table B27001.

3. U.S. Census Bureau, 2023 American Community Survey 5-year Estimates, Table B27003.

4. Nebraska Department of Health and Human Services; U.S. Census Bureau, Annual County Resident Population Estimates by Selected Age Groups and Sex: April 1, 2020 to July 1, 2023.

5. Nebraska Administrative Office of the Courts and Probation.

6. Based on Data obtained from Nebraska Administrative Office of the Courts and Probation; Nebraska Judicial Branch Juvenile Justice System Statistical Annual Report (2019, 2020, 2021, 2022).

7. Nebraska Crime Commission.

8. U.S. Census Bureau, 2023 American Community Survey 5-year Estimates, Table B14003.

9. Nebraska Department of Education.

10. Nebraska Department of Health and Human Services.

11. Feeding America, Map the Meal Gap 2022, Child Food Insecurity in Nebraska by County.

12. U.S. Census Bureau, 2023 American Community Survey 5-year Estimates, Table B17024.

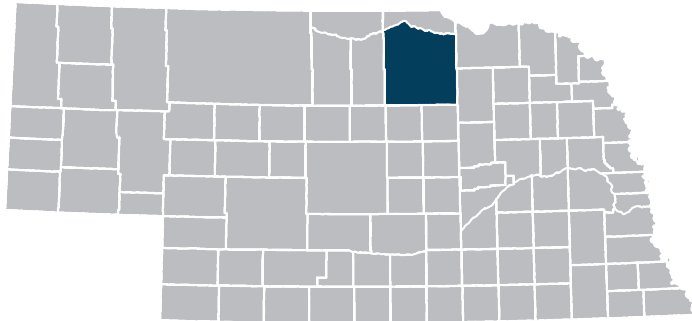
13. U.S. Census Bureau, 2023 American Community Survey 5-year Estimates, Table S1701.

14. U.S. Census Bureau, 2023 American Community Survey 5-year Estimates, Table B25115.

15. U.S. Census Bureau, 2023 American Community Survey 5-year Estimates, Table B17001B-1.

2024 COUNTY DATA FACT SHEET

COUNTY: **HOLT**



10,093

TOTAL
POPULATION¹

2,812

CHILD POPULATION
(19 & UNDER)¹



HEALTH

4%

CHILDREN UNINSURED²

39%

CHILDREN ENROLLED
IN PUBLIC HEALTH
INSURANCE³



CHILD WELFARE

*

NON-COURT CHILD
WELFARE SYSTEM
INVOLVEMENT
(RATE/1000)⁴

8

CHILD WELFARE
SYSTEM
INVOLVEMENT
(RATE/1000)⁴

6

CHILDREN RECEIVING OUT-OF-
HOME SERVICES (RATE/1000)⁴



JUVENILE JUSTICE

17

CHILDREN ON PROBATION
(RATE/1000)⁵

66

FEES AND FINES PER
JUVENILE CASE (RATE/100)⁶

6

ARRESTS (RATE/1000)⁷



EDUCATION

63%

3- & 4-YEAR OLDS
ENROLLED IN
SCHOOL⁸

93%

HIGH
SCHOOLERS
GRADUATING
IN 4-YEARS⁹

67%

NCSAS 3RD
GRADE
READING
PROFICIENCY⁹

74

CAPACITY OF LICENSED CHILD CARE
FACILITY PER 100 CHILDREN UNDER 6
WITH ALL AVAILABLE PARENTS WORKING¹⁰



ECONOMIC STABILITY

80%

FOOD INSECURE CHILDREN
IN HOUSEHOLDS WITH
INCOMES BELOW 185
FEDERAL POVERTY LINE¹¹

41%

CHILDREN IN LOW-
INCOME FAMILIES
(UNDER 200% OF FEDERAL
POVERTY LINE)¹²

11%

CHILDREN IN
POVERTY¹³

19%

CHILD FOOD
INSECURITY RATE¹¹

64%

FAMILIES WITH
CHILDREN WHO
OWN THEIR HOME¹⁴

24%

CHILDREN
OF COLOR IN
POVERTY¹⁵

*Data suppressed

1. U.S. Census Bureau, Annual County Resident Population Estimates by Selected Age Groups and Sex: April 1, 2020 to July 1, 2023.

2. U.S. Census Bureau, 2023 American Community Survey 5-year Estimates, Table B27001.

3. U.S. Census Bureau, 2023 American Community Survey 5-year Estimates, Table B27003.

4. Nebraska Department of Health and Human Services; U.S. Census Bureau, Annual County Resident Population Estimates by Selected Age Groups and Sex: April 1, 2020 to July 1, 2023.

5. Nebraska Administrative Office of the Courts and Probation.

6. Based on Data obtained from Nebraska Administrative Office of the Courts and Probation; Nebraska Judicial Branch Juvenile Justice System Statistical Annual Report (2019, 2020, 2021, 2022).

7. Nebraska Crime Commission.

8. U.S. Census Bureau, 2023 American Community Survey 5-year Estimates, Table B14003.

9. Nebraska Department of Education.

10. Nebraska Department of Health and Human Services.

11. Feeding America, Map the Meal Gap 2022, Child Food Insecurity in Nebraska by County.

12. U.S. Census Bureau, 2023 American Community Survey 5-year Estimates, Table B17024.

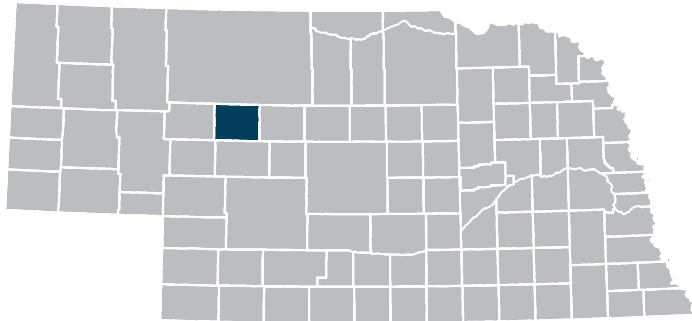
13. U.S. Census Bureau, 2023 American Community Survey 5-year Estimates, Table S1701.

14. U.S. Census Bureau, 2023 American Community Survey 5-year Estimates, Table B25115.

15. U.S. Census Bureau, 2023 American Community Survey 5-year Estimates, Table B17001B-I.

2024 COUNTY DATA FACT SHEET

COUNTY: **HOOKER**



679

TOTAL
POPULATION ¹

166

CHILD POPULATION
(19 & UNDER) ¹



HEALTH

1%

CHILDREN UNINSURED ²

1%

CHILDREN ENROLLED
IN PUBLIC HEALTH
INSURANCE ³



CHILD WELFARE

0

NON-COURT CHILD
WELFARE SYSTEM
INVOLVEMENT
(RATE/1000) ⁴

CHILD WELFARE
SYSTEM
INVOLVEMENT
(RATE/1000) ⁴

CHILDREN RECEIVING OUT-OF-
HOME SERVICES (RATE/1000) ⁴



JUVENILE JUSTICE

0

CHILDREN ON PROBATION
(RATE/1000) ⁵

100

FEES AND FINES PER
JUVENILE CASE (RATE/100) ⁶

0

ARRESTS (RATE/1000) ⁷



EDUCATION

0%

3- & 4-YEAR OLDS
ENROLLED IN
SCHOOL ⁸

100%

HIGH
SCHOOLERS
GRADUATING
IN 4-YEARS ⁹

73%

NCSAS 3RD
GRADE
READING
PROFICIENCY ⁹

1,450

CAPACITY OF LICENSED CHILD CARE
FACILITY PER 100 CHILDREN UNDER 6
WITH ALL AVAILABLE PARENTS WORKING ¹⁰



ECONOMIC STABILITY

57%

FOOD INSECURE CHILDREN
IN HOUSEHOLDS WITH
INCOMES BELOW 185
FEDERAL POVERTY LINE ¹¹

3%

CHILDREN IN LOW-
INCOME FAMILIES
(UNDER 200% OF FEDERAL
POVERTY LINE) ¹²

0%

CHILDREN IN
POVERTY ¹³

23%

CHILD FOOD
INSECURITY RATE ¹¹

64%

FAMILIES WITH
CHILDREN WHO
OWN THEIR HOME ¹⁴

0%

CHILDREN
OF COLOR IN
POVERTY ¹⁵

*Data suppressed

1. U.S. Census Bureau, Annual County Resident Population Estimates by Selected Age Groups and Sex: April 1, 2020 to July 1, 2023.

2. U.S. Census Bureau, 2023 American Community Survey 5-year Estimates, Table B27001.

3. U.S. Census Bureau, 2023 American Community Survey 5-year Estimates, Table B27003.

4. Nebraska Department of Health and Human Services; U.S. Census Bureau, Annual County Resident Population Estimates by Selected Age Groups and Sex: April 1, 2020 to July 1, 2023.

5. Nebraska Administrative Office of the Courts and Probation.

6. Based on Data obtained from Nebraska Administrative Office of the Courts and Probation; Nebraska Judicial Branch Juvenile Justice System Statistical Annual Report (2019, 2020, 2021, 2022).

7. Nebraska Crime Commission.

8. U.S. Census Bureau, 2023 American Community Survey 5-year Estimates, Table B14003.

9. Nebraska Department of Education.

10. Nebraska Department of Health and Human Services.

11. Feeding America, Map the Meal Gap 2022, Child Food Insecurity in Nebraska by County.

12. U.S. Census Bureau, 2023 American Community Survey 5-year Estimates, Table B17024.

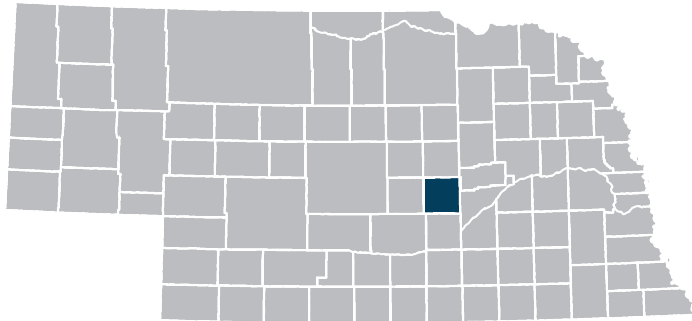
13. U.S. Census Bureau, 2023 American Community Survey 5-year Estimates, Table S1701.

14. U.S. Census Bureau, 2023 American Community Survey 5-year Estimates, Table B25115.

15. U.S. Census Bureau, 2023 American Community Survey 5-year Estimates, Table B17001B-1.

2024 COUNTY DATA FACT SHEET

COUNTY: **HOWARD**



6,527

TOTAL
POPULATION ¹

1,695

CHILD POPULATION
(19 & UNDER) ¹



HEALTH

8%

CHILDREN UNINSURED ²

17%

CHILDREN ENROLLED
IN PUBLIC HEALTH
INSURANCE ³



CHILD WELFARE

*

14

NON-COURT CHILD
WELFARE SYSTEM
INVOLVEMENT
(RATE/1000) ⁴

CHILD WELFARE
SYSTEM
INVOLVEMENT
(RATE/1000) ⁴

9

CHILDREN RECEIVING OUT-OF-
HOME SERVICES (RATE/1000) ⁴



JUVENILE JUSTICE

0

CHILDREN ON PROBATION
(RATE/1000) ⁵

67

FEES AND FINES PER
JUVENILE CASE (RATE/100) ⁶

4

ARRESTS (RATE/1000) ⁷



EDUCATION

59%

3- & 4-YEAR OLDS
ENROLLED IN
SCHOOL ⁸

92%

HIGH
SCHOOLERS
GRADUATING
IN 4-YEARS ⁹

62%

NCSAS 3RD
GRADE
READING
PROFICIENCY ⁹

40

CAPACITY OF LICENSED CHILD CARE
FACILITY PER 100 CHILDREN UNDER 6
WITH ALL AVAILABLE PARENTS WORKING ¹⁰



ECONOMIC STABILITY

52%

FOOD INSECURE CHILDREN
IN HOUSEHOLDS WITH
INCOMES BELOW 185
FEDERAL POVERTY LINE ¹¹

17%

CHILDREN IN LOW-
INCOME FAMILIES
(UNDER 200% OF FEDERAL
POVERTY LINE) ¹²

4%

CHILDREN IN
POVERTY ¹³

16%

CHILD FOOD
INSECURITY RATE ¹¹

77%

FAMILIES WITH
CHILDREN WHO
OWN THEIR HOME ¹⁴

0%

CHILDREN
OF COLOR IN
POVERTY ¹⁵

*Data suppressed

1. U.S. Census Bureau, Annual County Resident Population Estimates by Selected Age Groups and Sex: April 1, 2020 to July 1, 2023.

2. U.S. Census Bureau, 2023 American Community Survey 5-year Estimates, Table B27001.

3. U.S. Census Bureau, 2023 American Community Survey 5-year Estimates, Table B27003.

4. Nebraska Department of Health and Human Services; U.S. Census Bureau, Annual County Resident Population Estimates by Selected Age Groups and Sex: April 1, 2020 to July 1, 2023.

5. Nebraska Administrative Office of the Courts and Probation.

6. Based on Data obtained from Nebraska Administrative Office of the Courts and Probation; Nebraska Judicial Branch Juvenile Justice System Statistical Annual Report (2019, 2020, 2021, 2022).

7. Nebraska Crime Commission.

8. U.S. Census Bureau, 2023 American Community Survey 5-year Estimates, Table B14003.

9. Nebraska Department of Education.

10. Nebraska Department of Health and Human Services.

11. Feeding America, Map the Meal Gap 2022, Child Food Insecurity in Nebraska by County.

12. U.S. Census Bureau, 2023 American Community Survey 5-year Estimates, Table B17024.

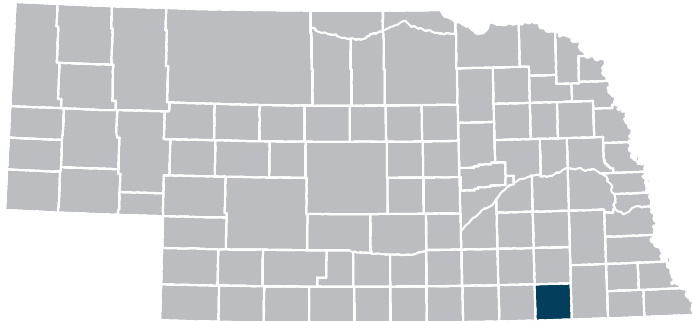
13. U.S. Census Bureau, 2023 American Community Survey 5-year Estimates, Table S1701.

14. U.S. Census Bureau, 2023 American Community Survey 5-year Estimates, Table B25115.

15. U.S. Census Bureau, 2023 American Community Survey 5-year Estimates, Table B17001B-I.

2024 COUNTY DATA FACT SHEET

COUNTY: **JEFFERSON**



7,054

TOTAL
POPULATION¹

1,764

CHILD POPULATION
(19 & UNDER)¹



HEALTH

4%

CHILDREN UNINSURED²

30%

CHILDREN ENROLLED
IN PUBLIC HEALTH
INSURANCE³



CHILD WELFARE

16

NON-COURT CHILD
WELFARE SYSTEM
INVOLVEMENT
(RATE/1000)⁴

25

CHILD WELFARE
SYSTEM
INVOLVEMENT
(RATE/1000)⁴

6

CHILDREN RECEIVING OUT-OF-
HOME SERVICES (RATE/1000)⁴



JUVENILE JUSTICE

10

CHILDREN ON PROBATION
(RATE/1000)⁵

141

FEES AND FINES PER
JUVENILE CASE (RATE/100)⁶

21

ARRESTS (RATE/1000)⁷



EDUCATION

46%

3- & 4-YEAR OLDS
ENROLLED IN
SCHOOL⁸

90%

HIGH
SCHOOLERS
GRADUATING
IN 4-YEARS⁹

62%

NSCAS 3RD
GRADE
READING
PROFICIENCY⁹

65

CAPACITY OF LICENSED CHILD CARE
FACILITY PER 100 CHILDREN UNDER 6
WITH ALL AVAILABLE PARENTS WORKING¹⁰



ECONOMIC STABILITY

55%

FOOD INSECURE CHILDREN
IN HOUSEHOLDS WITH
INCOMES BELOW 185
FEDERAL POVERTY LINE¹¹

23%

CHILDREN IN LOW-
INCOME FAMILIES
(UNDER 200% OF FEDERAL
POVERTY LINE)¹²

3%

CHILDREN IN
POVERTY¹³

20%

CHILD FOOD
INSECURITY RATE¹¹

87%

FAMILIES WITH
CHILDREN WHO
OWN THEIR HOME¹⁴

11%

CHILDREN
OF COLOR IN
POVERTY¹⁵

1. U.S. Census Bureau, Annual County Resident Population Estimates by Selected Age Groups and Sex: April 1, 2020 to July 1, 2023.

2. U.S. Census Bureau, 2023 American Community Survey 5-year Estimates, Table B27001.

3. U.S. Census Bureau, 2023 American Community Survey 5-year Estimates, Table B27003.

4. Nebraska Department of Health and Human Services; U.S. Census Bureau, Annual County Resident Population Estimates by Selected Age Groups and Sex: April 1, 2020 to July 1, 2023.

5. Nebraska Administrative Office of the Courts and Probation.

6. Based on Data obtained from Nebraska Administrative Office of the Courts and Probation;

Nebraska Judicial Branch Juvenile Justice System Statistical Annual Report (2019, 2020, 2021, 2022).

7. Nebraska Crime Commission.

8. U.S. Census Bureau, 2023 American Community Survey 5-year Estimates, Table B14003.

9. Nebraska Department of Education.

10. Nebraska Department of Health and Human Services.

11. Feeding America, Map the Meal Gap 2022, Child Food Insecurity in Nebraska by County.

12. U.S. Census Bureau, 2023 American Community Survey 5-year Estimates, Table B17024.

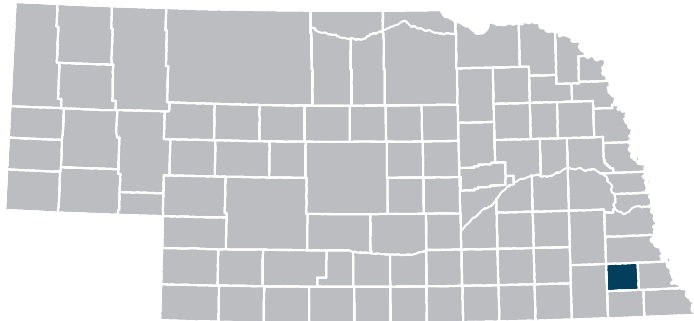
13. U.S. Census Bureau, 2023 American Community Survey 5-year Estimates, Table S1701.

14. U.S. Census Bureau, 2023 American Community Survey 5-year Estimates, Table B25115.

15. U.S. Census Bureau, 2023 American Community Survey 5-year Estimates, Table B17001B-1.

2024 COUNTY DATA FACT SHEET

COUNTY: **JOHNSON**



5,198

TOTAL
POPULATION ¹

1,041

CHILD POPULATION
(19 & UNDER) ¹



HEALTH

1%

CHILDREN UNINSURED ²

27%

CHILDREN ENROLLED
IN PUBLIC HEALTH
INSURANCE ³



CHILD WELFARE

*

29

NON-COURT CHILD
WELFARE SYSTEM
INVOLVEMENT
(RATE/1000) ⁴

CHILD WELFARE
SYSTEM
INVOLVEMENT
(RATE/1000) ⁴

25

CHILDREN RECEIVING OUT-OF-
HOME SERVICES (RATE/1000) ⁴



JUVENILE JUSTICE

14

CHILDREN ON PROBATION
(RATE/1000) ⁵

100

FEES AND FINES PER
JUVENILE CASE (RATE/100) ⁶

0

ARRESTS (RATE/1000) ⁷



EDUCATION

68%

3- & 4-YEAR OLDS
ENROLLED IN
SCHOOL ⁸

95%

HIGH
SCHOOLERS
GRADUATING
IN 4-YEARS ⁹

63%

NCSAS 3RD
GRADE
READING
PROFICIENCY ⁹

43

CAPACITY OF LICENSED CHILD CARE
FACILITY PER 100 CHILDREN UNDER 6
WITH ALL AVAILABLE PARENTS WORKING ¹⁰



ECONOMIC STABILITY

41%

FOOD INSECURE CHILDREN
IN HOUSEHOLDS WITH
INCOMES BELOW 185
FEDERAL POVERTY LINE ¹¹

23%

CHILDREN IN LOW-
INCOME FAMILIES
(UNDER 200% OF FEDERAL
POVERTY LINE) ¹²

6%

CHILDREN IN
POVERTY ¹³

22%

CHILD FOOD
INSECURITY RATE ¹¹

65%

FAMILIES WITH
CHILDREN WHO
OWN THEIR HOME ¹⁴

7%

CHILDREN
OF COLOR IN
POVERTY ¹⁵

*Data suppressed

1. U.S. Census Bureau, Annual County Resident Population Estimates by Selected Age Groups and Sex: April 1, 2020 to July 1, 2023.

2. U.S. Census Bureau, 2023 American Community Survey 5-year Estimates, Table B27001.

3. U.S. Census Bureau, 2023 American Community Survey 5-year Estimates, Table B27003.

4. Nebraska Department of Health and Human Services; U.S. Census Bureau, Annual County Resident Population Estimates by Selected Age Groups and Sex: April 1, 2020 to July 1, 2023.

5. Nebraska Administrative Office of the Courts and Probation.

6. Based on Data obtained from Nebraska Administrative Office of the Courts and Probation; Nebraska Judicial Branch Juvenile Justice System Statistical Annual Report (2019, 2020, 2021, 2022).

7. Nebraska Crime Commission.

8. U.S. Census Bureau, 2023 American Community Survey 5-year Estimates, Table B14003.

9. Nebraska Department of Education.

10. Nebraska Department of Health and Human Services.

11. Feeding America, Map the Meal Gap 2022, Child Food Insecurity in Nebraska by County.

12. U.S. Census Bureau, 2023 American Community Survey 5-year Estimates, Table B17024.

13. U.S. Census Bureau, 2023 American Community Survey 5-year Estimates, Table S1701.

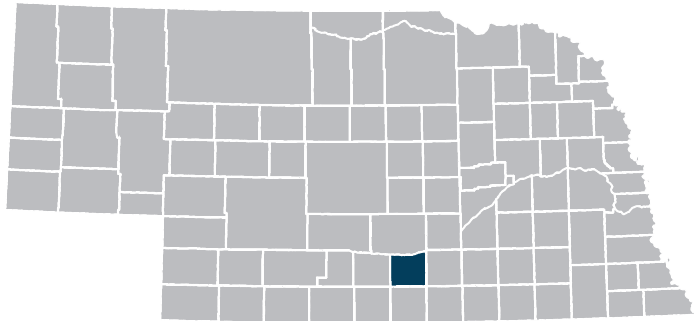
14. U.S. Census Bureau, 2023 American Community Survey 5-year Estimates, Table B25115.

15. U.S. Census Bureau, 2023 American Community Survey 5-year Estimates, Table B17001B-I.

2024 COUNTY DATA FACT SHEET



COUNTY: **KEARNEY**



6,770

TOTAL
POPULATION¹

1,822

CHILD POPULATION
(19 & UNDER)¹



HEALTH

5%

CHILDREN UNINSURED²

25%

CHILDREN ENROLLED
IN PUBLIC HEALTH
INSURANCE³



CHILD WELFARE

5

NON-COURT CHILD
WELFARE SYSTEM
INVOLVEMENT
(RATE/1000)⁴

13

CHILD WELFARE
SYSTEM
INVOLVEMENT
(RATE/1000)⁴

8

CHILDREN RECEIVING OUT-OF-
HOME SERVICES (RATE/1000)⁴



JUVENILE JUSTICE

12

CHILDREN ON PROBATION
(RATE/1000)⁵

93

FEES AND FINES PER
JUVENILE CASE (RATE/100)⁶

1

ARRESTS (RATE/1000)⁷



EDUCATION

72%

3- & 4-YEAR OLDS
ENROLLED IN
SCHOOL⁸

91%

HIGH
SCHOOLERS
GRADUATING
IN 4-YEARS⁹

70%

NSCAS 3RD
GRADE
READING
PROFICIENCY⁹

63

CAPACITY OF LICENSED CHILD CARE
FACILITY PER 100 CHILDREN UNDER 6
WITH ALL AVAILABLE PARENTS WORKING¹⁰



ECONOMIC STABILITY

64%

FOOD INSECURE CHILDREN
IN HOUSEHOLDS WITH
INCOMES BELOW 185
FEDERAL POVERTY LINE¹¹

35%

CHILDREN IN LOW-
INCOME FAMILIES
(UNDER 200% OF FEDERAL
POVERTY LINE)¹²

8%

CHILDREN IN
POVERTY¹³

18%

CHILD FOOD
INSECURITY RATE¹¹

74%

FAMILIES WITH
CHILDREN WHO
OWN THEIR HOME¹⁴

8%

CHILDREN
OF COLOR IN
POVERTY¹⁵

1. U.S. Census Bureau, Annual County Resident Population Estimates by Selected Age Groups and Sex: April 1, 2020 to July 1, 2023.

2. U.S. Census Bureau, 2023 American Community Survey 5-year Estimates, Table B27001.

3. U.S. Census Bureau, 2023 American Community Survey 5-year Estimates, Table B27003.

4. Nebraska Department of Health and Human Services; U.S. Census Bureau, Annual County Resident Population Estimates by Selected Age Groups and Sex: April 1, 2020 to July 1, 2023.

5. Nebraska Administrative Office of the Courts and Probation.

6. Based on Data obtained from Nebraska Administrative Office of the Courts and Probation;

Nebraska Judicial Branch Juvenile Justice System Statistical Annual Report (2019, 2020, 2021, 2022).

7. Nebraska Crime Commission.

8. U.S. Census Bureau, 2023 American Community Survey 5-year Estimates, Table B14003.

9. Nebraska Department of Education.

10. Nebraska Department of Health and Human Services.

11. Feeding America, Map the Meal Gap 2022, Child Food Insecurity in Nebraska by County.

12. U.S. Census Bureau, 2023 American Community Survey 5-year Estimates, Table B17024.

13. U.S. Census Bureau, 2023 American Community Survey 5-year Estimates, Table S1701.

14. U.S. Census Bureau, 2023 American Community Survey 5-year Estimates, Table B25115.

15. U.S. Census Bureau, 2023 American Community Survey 5-year Estimates, Table B17001B-1.

2024 COUNTY DATA FACT SHEET

COUNTY: **KEITH**



8,113

TOTAL
POPULATION¹

1,848

CHILD POPULATION
(19 & UNDER)¹



HEALTH

3%

CHILDREN UNINSURED²

29%

CHILDREN ENROLLED
IN PUBLIC HEALTH
INSURANCE³



CHILD WELFARE

9

NON-COURT CHILD
WELFARE SYSTEM
INVOLVEMENT
(RATE/1000)⁴

24

CHILD WELFARE
SYSTEM
INVOLVEMENT
(RATE/1000)⁴

12

CHILDREN RECEIVING OUT-OF-
HOME SERVICES (RATE/1000)⁴



JUVENILE JUSTICE

37

CHILDREN ON PROBATION
(RATE/1000)⁵

141

FEES AND FINES PER
JUVENILE CASE (RATE/100)⁶

27

ARRESTS (RATE/1000)⁷



EDUCATION

83%

3- & 4-YEAR OLDS
ENROLLED IN
SCHOOL⁸

90%

HIGH
SCHOOLERS
GRADUATING
IN 4-YEARS⁹

72%

NSCAS 3RD
GRADE
READING
PROFICIENCY⁹

112

CAPACITY OF LICENSED CHILD CARE
FACILITY PER 100 CHILDREN UNDER 6
WITH ALL AVAILABLE PARENTS WORKING¹⁰



ECONOMIC STABILITY

82%

FOOD INSECURE CHILDREN
IN HOUSEHOLDS WITH
INCOMES BELOW 185
FEDERAL POVERTY LINE¹¹

33%

CHILDREN IN LOW-
INCOME FAMILIES
(UNDER 200% OF FEDERAL
POVERTY LINE)¹²

10%

CHILDREN IN
POVERTY¹³

20%

CHILD FOOD
INSECURITY RATE¹¹

64%

FAMILIES WITH
CHILDREN WHO
OWN THEIR HOME¹⁴

13%

CHILDREN
OF COLOR IN
POVERTY¹⁵

1. U.S. Census Bureau, Annual County Resident Population Estimates by Selected Age Groups and Sex: April 1, 2020 to July 1, 2023.

2. U.S. Census Bureau, 2023 American Community Survey 5-year Estimates, Table B27001.

3. U.S. Census Bureau, 2023 American Community Survey 5-year Estimates, Table B27003.

4. Nebraska Department of Health and Human Services; U.S. Census Bureau, Annual County Resident Population Estimates by Selected Age Groups and Sex: April 1, 2020 to July 1, 2023.

5. Nebraska Administrative Office of the Courts and Probation.

6. Based on Data obtained from Nebraska Administrative Office of the Courts and Probation;

Nebraska Judicial Branch Juvenile Justice System Statistical Annual Report (2019, 2020, 2021, 2022).

7. Nebraska Crime Commission.

8. U.S. Census Bureau, 2023 American Community Survey 5-year Estimates, Table B14003.

9. Nebraska Department of Education.

10. Nebraska Department of Health and Human Services.

11. Feeding America, Map the Meal Gap 2022, Child Food Insecurity in Nebraska by County.

12. U.S. Census Bureau, 2023 American Community Survey 5-year Estimates, Table B17024.

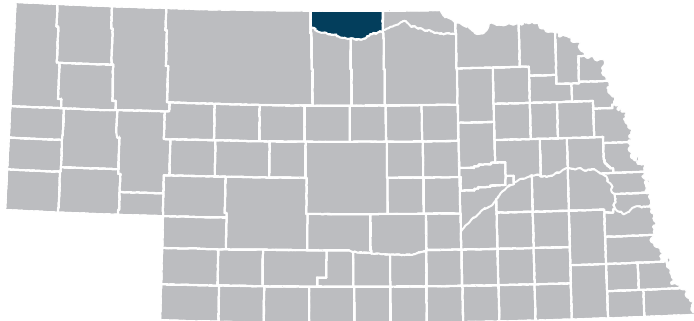
13. U.S. Census Bureau, 2023 American Community Survey 5-year Estimates, Table S1701.

14. U.S. Census Bureau, 2023 American Community Survey 5-year Estimates, Table B25115.

15. U.S. Census Bureau, 2023 American Community Survey 5-year Estimates, Table B17001B-1.

2024 COUNTY DATA FACT SHEET

COUNTY: **KEYA PAHA**



805

TOTAL
POPULATION¹

168

CHILD POPULATION
(19 & UNDER)¹



HEALTH

4%

CHILDREN UNINSURED²

33%

CHILDREN ENROLLED
IN PUBLIC HEALTH
INSURANCE³



CHILD WELFARE

0

NON-COURT CHILD
WELFARE SYSTEM
INVOLVEMENT
(RATE/1000)⁴

0

CHILD WELFARE
SYSTEM
INVOLVEMENT
(RATE/1000)⁴

0

CHILDREN RECEIVING OUT-OF-
HOME SERVICES (RATE/1000)⁴



JUVENILE JUSTICE

0

CHILDREN ON PROBATION
(RATE/1000)⁵

N/A

FEES AND FINES PER
JUVENILE CASE (RATE/100)⁶

0

ARRESTS (RATE/1000)⁷



EDUCATION

24%

3- & 4-YEAR OLDS
ENROLLED IN
SCHOOL⁸

HIGH
SCHOOLERS
GRADUATING
IN 4-YEARS⁹

NSCAS 3RD
GRADE
READING
PROFICIENCY⁹

0

CAPACITY OF LICENSED CHILD CARE
FACILITY PER 100 CHILDREN UNDER 6
WITH ALL AVAILABLE PARENTS WORKING¹⁰



ECONOMIC STABILITY

89%

FOOD INSECURE CHILDREN
IN HOUSEHOLDS WITH
INCOMES BELOW 185
FEDERAL POVERTY LINE¹¹

34%

CHILDREN IN LOW-
INCOME FAMILIES
(UNDER 200% OF FEDERAL
POVERTY LINE)¹²

12%

CHILDREN IN
POVERTY¹³

19%

CHILD FOOD
INSECURITY RATE¹¹

67%

FAMILIES WITH
CHILDREN WHO
OWN THEIR HOME¹⁴

0%

CHILDREN
OF COLOR IN
POVERTY¹⁵

*Data suppressed
N/A Not available

1. U.S. Census Bureau, Annual County Resident Population Estimates by Selected Age Groups and Sex: April 1, 2020 to July 1, 2023.

2. U.S. Census Bureau, 2023 American Community Survey 5-year Estimates, Table B27001.

3. U.S. Census Bureau, 2023 American Community Survey 5-year Estimates, Table B27003.

4. Nebraska Department of Health and Human Services; U.S. Census Bureau, Annual County Resident Population Estimates by Selected Age Groups and Sex: April 1, 2020 to July 1, 2023.

5. Nebraska Administrative Office of the Courts and Probation.

6. Based on Data obtained from Nebraska Administrative Office of the Courts and Probation;

Nebraska Judicial Branch Juvenile Justice System Statistical Annual Report (2019, 2020, 2021, 2022).

7. Nebraska Crime Commission.

8. U.S. Census Bureau, 2023 American Community Survey 5-year Estimates, Table B14003.

9. Nebraska Department of Education.

10. Nebraska Department of Health and Human Services.

11. Feeding America, Map the Meal Gap 2022, Child Food Insecurity in Nebraska by County.

12. U.S. Census Bureau, 2023 American Community Survey 5-year Estimates, Table B17024.

13. U.S. Census Bureau, 2023 American Community Survey 5-year Estimates, Table S1701.

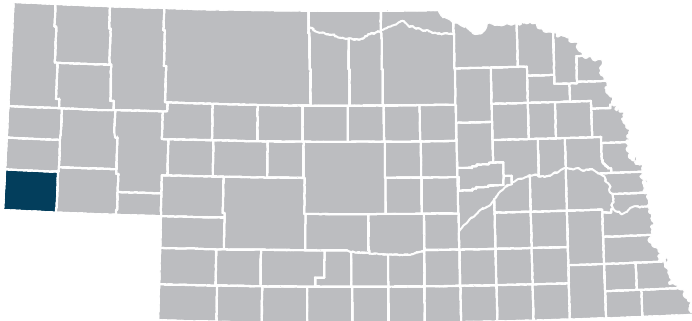
14. U.S. Census Bureau, 2023 American Community Survey 5-year Estimates, Table B25115.

15. U.S. Census Bureau, 2023 American Community Survey 5-year Estimates, Table B17001B-I.

2024 COUNTY DATA FACT SHEET



COUNTY: **KIMBALL**



3,289

TOTAL
POPULATION¹

707

CHILD POPULATION
(19 & UNDER)¹



HEALTH

10%

CHILDREN UNINSURED²

46%

CHILDREN ENROLLED
IN PUBLIC HEALTH
INSURANCE³



CHILD WELFARE

*

NON-COURT CHILD
WELFARE SYSTEM
INVOLVEMENT
(RATE/1000)⁴

0

CHILD WELFARE
SYSTEM
INVOLVEMENT
(RATE/1000)⁴

16

CHILDREN RECEIVING OUT-OF-
HOME SERVICES (RATE/1000)⁴



JUVENILE JUSTICE

16

CHILDREN ON PROBATION
(RATE/1000)⁵

15

FEES AND FINES PER
JUVENILE CASE (RATE/100)⁶

0

ARRESTS (RATE/1000)⁷



EDUCATION

3%

3- & 4-YEAR OLDS
ENROLLED IN
SCHOOL⁸

100%

HIGH
SCHOOLERS
GRADUATING
IN 4-YEARS⁹

*

NSCAS 3RD
GRADE
READING
PROFICIENCY⁹

19

CAPACITY OF LICENSED CHILD CARE
FACILITY PER 100 CHILDREN UNDER 6
WITH ALL AVAILABLE PARENTS WORKING¹⁰



ECONOMIC STABILITY

97%

FOOD INSECURE CHILDREN
IN HOUSEHOLDS WITH
INCOMES BELOW 185
FEDERAL POVERTY LINE¹¹

57%

CHILDREN IN LOW-
INCOME FAMILIES
(UNDER 200% OF FEDERAL
POVERTY LINE)¹²

15%

CHILDREN IN
POVERTY¹³

23%

CHILD FOOD
INSECURITY RATE¹¹

63%

FAMILIES WITH
CHILDREN WHO
OWN THEIR HOME¹⁴

30%

CHILDREN
OF COLOR IN
POVERTY¹⁵

*Data suppressed

1. U.S. Census Bureau, Annual County Resident Population Estimates by Selected Age Groups and Sex: April 1, 2020 to July 1, 2023.

2. U.S. Census Bureau, 2023 American Community Survey 5-year Estimates, Table B27001.

3. U.S. Census Bureau, 2023 American Community Survey 5-year Estimates, Table B27003.

4. Nebraska Department of Health and Human Services; U.S. Census Bureau, Annual County Resident Population Estimates by Selected Age Groups and Sex: April 1, 2020 to July 1, 2023.

5. Nebraska Administrative Office of the Courts and Probation.

6. Based on Data obtained from Nebraska Administrative Office of the Courts and Probation; Nebraska Judicial Branch Juvenile Justice System Statistical Annual Report (2019, 2020, 2021, 2022).

7. Nebraska Crime Commission.

8. U.S. Census Bureau, 2023 American Community Survey 5-year Estimates, Table B14003.

9. Nebraska Department of Education.

10. Nebraska Department of Health and Human Services.

11. Feeding America, Map the Meal Gap 2022, Child Food Insecurity in Nebraska by County.

12. U.S. Census Bureau, 2023 American Community Survey 5-year Estimates, Table B17024.

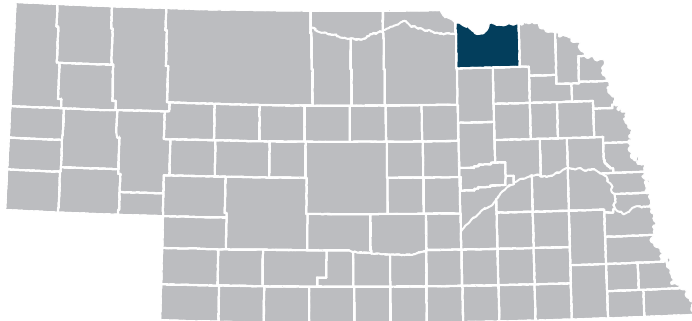
13. U.S. Census Bureau, 2023 American Community Survey 5-year Estimates, Table S1701.

14. U.S. Census Bureau, 2023 American Community Survey 5-year Estimates, Table B25115.

15. U.S. Census Bureau, 2023 American Community Survey 5-year Estimates, Table B17001B-I.

2024 COUNTY DATA FACT SHEET

COUNTY: **KNOX**



8,298

TOTAL
POPULATION¹

2,208

CHILD POPULATION
(19 & UNDER)¹



HEALTH

6%

CHILDREN UNINSURED²

34%

CHILDREN ENROLLED
IN PUBLIC HEALTH
INSURANCE³



CHILD WELFARE

3

NON-COURT CHILD
WELFARE SYSTEM
INVOLVEMENT
(RATE/1000)⁴

9

CHILD WELFARE
SYSTEM
INVOLVEMENT
(RATE/1000)⁴

6

CHILDREN RECEIVING OUT-OF-
HOME SERVICES (RATE/1000)⁴



JUVENILE JUSTICE

9

CHILDREN ON PROBATION
(RATE/1000)⁵

60

FEES AND FINES PER
JUVENILE CASE (RATE/100)⁶

1

ARRESTS (RATE/1000)⁷



EDUCATION

45%

3- & 4-YEAR OLDS
ENROLLED IN
SCHOOL⁸

95%

HIGH
SCHOOLERS
GRADUATING
IN 4-YEARS⁹

72%

NSCAS 3RD
GRADE
READING
PROFICIENCY⁹

90

CAPACITY OF LICENSED CHILD CARE
FACILITY PER 100 CHILDREN UNDER 6
WITH ALL AVAILABLE PARENTS WORKING¹⁰



ECONOMIC STABILITY

80%

FOOD INSECURE CHILDREN
IN HOUSEHOLDS WITH
INCOMES BELOW 185
FEDERAL POVERTY LINE¹¹

45%

CHILDREN IN LOW-
INCOME FAMILIES
(UNDER 200% OF FEDERAL
POVERTY LINE)¹²

18%

CHILDREN IN
POVERTY¹³

21%

CHILD FOOD
INSECURITY RATE¹¹

71%

FAMILIES WITH
CHILDREN WHO
OWN THEIR HOME¹⁴

36%

CHILDREN
OF COLOR IN
POVERTY¹⁵

1. U.S. Census Bureau, Annual County Resident Population Estimates by Selected Age Groups and Sex: April 1, 2020 to July 1, 2023.

2. U.S. Census Bureau, 2023 American Community Survey 5-year Estimates, Table B27001.

3. U.S. Census Bureau, 2023 American Community Survey 5-year Estimates, Table B27003.

4. Nebraska Department of Health and Human Services; U.S. Census Bureau, Annual County Resident Population Estimates by Selected Age Groups and Sex: April 1, 2020 to July 1, 2023.

5. Nebraska Administrative Office of the Courts and Probation.

6. Based on Data obtained from Nebraska Administrative Office of the Courts and Probation;

Nebraska Judicial Branch Juvenile Justice System Statistical Annual Report (2019, 2020, 2021, 2022).

7. Nebraska Crime Commission.

8. U.S. Census Bureau, 2023 American Community Survey 5-year Estimates, Table B14003.

9. Nebraska Department of Education.

10. Nebraska Department of Health and Human Services.

11. Feeding America, Map the Meal Gap 2022, Child Food Insecurity in Nebraska by County.

12. U.S. Census Bureau, 2023 American Community Survey 5-year Estimates, Table B17024.

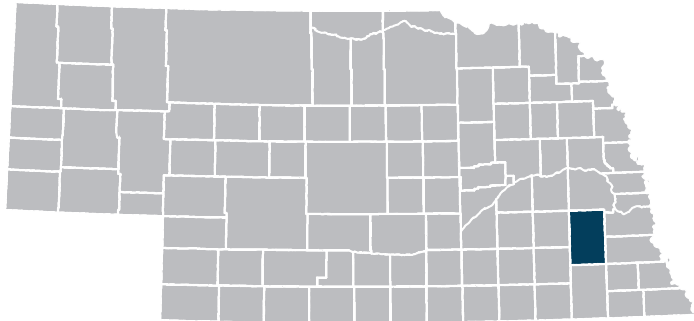
13. U.S. Census Bureau, 2023 American Community Survey 5-year Estimates, Table S1701.

14. U.S. Census Bureau, 2023 American Community Survey 5-year Estimates, Table B25115.

15. U.S. Census Bureau, 2023 American Community Survey 5-year Estimates, Table B17001B-1.

2024 COUNTY DATA FACT SHEET

COUNTY: **LANCASTER**



326,716

TOTAL
POPULATION¹

84,735

CHILD POPULATION
(19 & UNDER)¹



HEALTH

4%

CHILDREN UNINSURED²

29%

CHILDREN ENROLLED
IN PUBLIC HEALTH
INSURANCE³



CHILD WELFARE

6

NON-COURT CHILD
WELFARE SYSTEM
INVOLVEMENT
(RATE/1000)⁴

15

CHILD WELFARE
SYSTEM
INVOLVEMENT
(RATE/1000)⁴

8

CHILDREN RECEIVING OUT-OF-
HOME SERVICES (RATE/1000)⁴



JUVENILE JUSTICE

13

CHILDREN ON PROBATION
(RATE/1000)⁵

15

FEES AND FINES PER
JUVENILE CASE (RATE/100)⁶

37

ARRESTS (RATE/1000)⁷



EDUCATION

44%

3- & 4-YEAR OLDS
ENROLLED IN
SCHOOL⁸

81%

HIGH
SCHOOLERS
GRADUATING
IN 4-YEARS⁹

64%

NSCAS 3RD
GRADE
READING
PROFICIENCY⁹

97

CAPACITY OF LICENSED CHILD CARE
FACILITY PER 100 CHILDREN UNDER 6
WITH ALL AVAILABLE PARENTS WORKING¹⁰



ECONOMIC STABILITY

64%

FOOD INSECURE CHILDREN
IN HOUSEHOLDS WITH
INCOMES BELOW 185
FEDERAL POVERTY LINE¹¹

33%

CHILDREN IN LOW-
INCOME FAMILIES
(UNDER 200% OF FEDERAL
POVERTY LINE)¹²

12%

CHILDREN IN
POVERTY¹³

19%

CHILD FOOD
INSECURITY RATE¹¹

70%

FAMILIES WITH
CHILDREN WHO
OWN THEIR HOME¹⁴

21%

CHILDREN
OF COLOR IN
POVERTY¹⁵

1. U.S. Census Bureau, Annual County Resident Population Estimates by Selected Age Groups and Sex: April 1, 2020 to July 1, 2023.

2. U.S. Census Bureau, 2023 American Community Survey 5-year Estimates, Table B27001.

3. U.S. Census Bureau, 2023 American Community Survey 5-year Estimates, Table B27003.

4. Nebraska Department of Health and Human Services; U.S. Census Bureau, Annual County Resident Population Estimates by Selected Age Groups and Sex: April 1, 2020 to July 1, 2023.

5. Nebraska Administrative Office of the Courts and Probation.

6. Based on Data obtained from Nebraska Administrative Office of the Courts and Probation;

Nebraska Judicial Branch Juvenile Justice System Statistical Annual Report (2019, 2020, 2021, 2022).

7. Nebraska Crime Commission.

8. U.S. Census Bureau, 2023 American Community Survey 5-year Estimates, Table B14003.

9. Nebraska Department of Education.

10. Nebraska Department of Health and Human Services.

11. Feeding America, Map the Meal Gap 2022, Child Food Insecurity in Nebraska by County.

12. U.S. Census Bureau, 2023 American Community Survey 5-year Estimates, Table B17024.

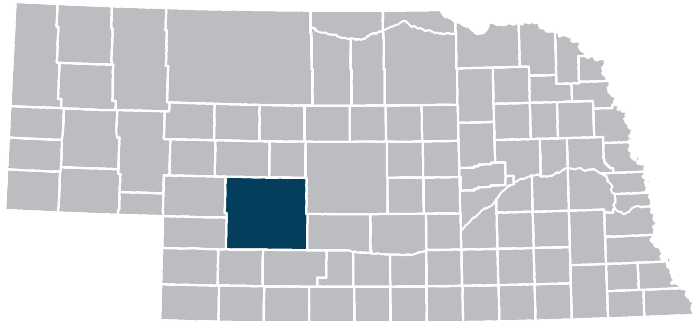
13. U.S. Census Bureau, 2023 American Community Survey 5-year Estimates, Table S1701.

14. U.S. Census Bureau, 2023 American Community Survey 5-year Estimates, Table B25115.

15. U.S. Census Bureau, 2023 American Community Survey 5-year Estimates, Table B17001B-1.

2024 COUNTY DATA FACT SHEET

COUNTY: **LINCOLN**



33,365

TOTAL
POPULATION¹

8,325

CHILD POPULATION
(19 & UNDER)¹



HEALTH

5%

CHILDREN UNINSURED²

34%

CHILDREN ENROLLED
IN PUBLIC HEALTH
INSURANCE³



CHILD WELFARE

6

NON-COURT CHILD
WELFARE SYSTEM
INVOLVEMENT
(RATE/1000)⁴

38

CHILD WELFARE
SYSTEM
INVOLVEMENT
(RATE/1000)⁴

27

CHILDREN RECEIVING OUT-OF-
HOME SERVICES (RATE/1000)⁴



JUVENILE JUSTICE

31

CHILDREN ON PROBATION
(RATE/1000)⁵

88

FEES AND FINES PER
JUVENILE CASE (RATE/100)⁶

94

ARRESTS (RATE/1000)⁷



EDUCATION

31%

3- & 4-YEAR OLDS
ENROLLED IN
SCHOOL⁸

91%

HIGH
SCHOOLERS
GRADUATING
IN 4-YEARS⁹

69%

NSCAS 3RD
GRADE
READING
PROFICIENCY⁹

74

CAPACITY OF LICENSED CHILD CARE
FACILITY PER 100 CHILDREN UNDER 6
WITH ALL AVAILABLE PARENTS WORKING¹⁰



ECONOMIC STABILITY

77%

FOOD INSECURE CHILDREN
IN HOUSEHOLDS WITH
INCOMES BELOW 185
FEDERAL POVERTY LINE¹¹

44%

CHILDREN IN LOW-
INCOME FAMILIES
(UNDER 200% OF FEDERAL
POVERTY LINE)¹²

15%

CHILDREN IN
POVERTY¹³

20%

CHILD FOOD
INSECURITY RATE¹¹

60%

FAMILIES WITH
CHILDREN WHO
OWN THEIR HOME¹⁴

20%

CHILDREN
OF COLOR IN
POVERTY¹⁵

1. U.S. Census Bureau, Annual County Resident Population Estimates by Selected Age Groups and Sex: April 1, 2020 to July 1, 2023.

2. U.S. Census Bureau, 2023 American Community Survey 5-year Estimates, Table B27001.

3. U.S. Census Bureau, 2023 American Community Survey 5-year Estimates, Table B27003.

4. Nebraska Department of Health and Human Services; U.S. Census Bureau, Annual County Resident Population Estimates by Selected Age Groups and Sex: April 1, 2020 to July 1, 2023.

5. Nebraska Administrative Office of the Courts and Probation.

6. Based on Data obtained from Nebraska Administrative Office of the Courts and Probation;

Nebraska Judicial Branch Juvenile Justice System Statistical Annual Report (2019, 2020, 2021, 2022).

7. Nebraska Crime Commission.

8. U.S. Census Bureau, 2023 American Community Survey 5-year Estimates, Table B14003.

9. Nebraska Department of Education.

10. Nebraska Department of Health and Human Services.

11. Feeding America, Map the Meal Gap 2022, Child Food Insecurity in Nebraska by County.

12. U.S. Census Bureau, 2023 American Community Survey 5-year Estimates, Table B17024.

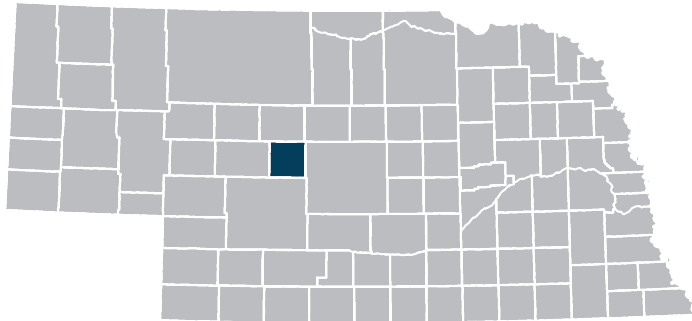
13. U.S. Census Bureau, 2023 American Community Survey 5-year Estimates, Table S1701.

14. U.S. Census Bureau, 2023 American Community Survey 5-year Estimates, Table B25115.

15. U.S. Census Bureau, 2023 American Community Survey 5-year Estimates, Table B17001B-1.

2024 COUNTY DATA FACT SHEET

COUNTY: **LOGAN**



655

TOTAL
POPULATION ¹

153

CHILD POPULATION
(19 & UNDER) ¹



HEALTH

5%

CHILDREN UNINSURED ²

22%

CHILDREN ENROLLED
IN PUBLIC HEALTH
INSURANCE ³



CHILD WELFARE

*

NON-COURT CHILD
WELFARE SYSTEM
INVOLVEMENT
(RATE/1000) ⁴

*

CHILD WELFARE
SYSTEM
INVOLVEMENT
(RATE/1000) ⁴

0

CHILDREN RECEIVING OUT-OF-
HOME SERVICES (RATE/1000) ⁴



JUVENILE JUSTICE

10

CHILDREN ON PROBATION
(RATE/1000) ⁵

25

FEES AND FINES PER
JUVENILE CASE (RATE/100) ⁶

0

ARRESTS (RATE/1000) ⁷



EDUCATION

15%

3- & 4-YEAR OLDS
ENROLLED IN
SCHOOL ⁸

89%

HIGH
SCHOOLERS
GRADUATING
IN 4-YEARS ⁹

*

NSCAS 3RD
GRADE
READING
PROFICIENCY ⁹

0

CAPACITY OF LICENSED CHILD CARE
FACILITY PER 100 CHILDREN UNDER 6
WITH ALL AVAILABLE PARENTS WORKING ¹⁰



ECONOMIC STABILITY

51%

FOOD INSECURE CHILDREN
IN HOUSEHOLDS WITH
INCOMES BELOW 185
FEDERAL POVERTY LINE ¹¹

26%

CHILDREN IN LOW-
INCOME FAMILIES
(UNDER 200% OF FEDERAL
POVERTY LINE) ¹²

8%

CHILDREN IN
POVERTY ¹³

14%

CHILD FOOD
INSECURITY RATE ¹¹

83%

FAMILIES WITH
CHILDREN WHO
OWN THEIR HOME ¹⁴

0%

CHILDREN
OF COLOR IN
POVERTY ¹⁵

*Data suppressed

1. U.S. Census Bureau, Annual County Resident Population Estimates by Selected Age Groups and Sex: April 1, 2020 to July 1, 2023.

2. U.S. Census Bureau, 2023 American Community Survey 5-year Estimates, Table B27001.

3. U.S. Census Bureau, 2023 American Community Survey 5-year Estimates, Table B27003.

4. Nebraska Department of Health and Human Services; U.S. Census Bureau, Annual County Resident Population Estimates by Selected Age Groups and Sex: April 1, 2020 to July 1, 2023.

5. Nebraska Administrative Office of the Courts and Probation.

6. Based on Data obtained from Nebraska Administrative Office of the Courts and Probation; Nebraska Judicial Branch Juvenile Justice System Statistical Annual Report (2019, 2020, 2021, 2022).

7. Nebraska Crime Commission.

8. U.S. Census Bureau, 2023 American Community Survey 5-year Estimates, Table B14003.

9. Nebraska Department of Education.

10. Nebraska Department of Health and Human Services.

11. Feeding America, Map the Meal Gap 2022, Child Food Insecurity in Nebraska by County.

12. U.S. Census Bureau, 2023 American Community Survey 5-year Estimates, Table B17024.

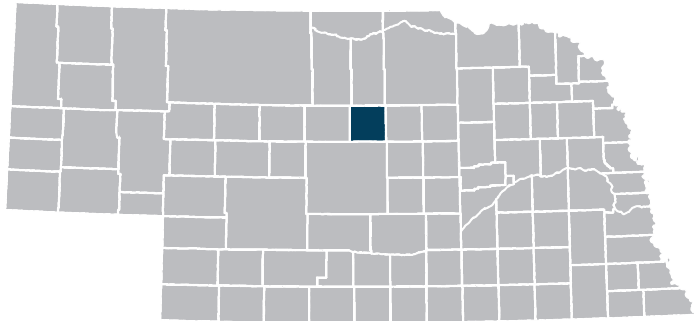
13. U.S. Census Bureau, 2023 American Community Survey 5-year Estimates, Table S1701.

14. U.S. Census Bureau, 2023 American Community Survey 5-year Estimates, Table B25115.

15. U.S. Census Bureau, 2023 American Community Survey 5-year Estimates, Table B17001B-I.

2024 COUNTY DATA FACT SHEET

COUNTY: **LOUP**



592

TOTAL
POPULATION¹

122

CHILD POPULATION
(19 & UNDER)¹



HEALTH

7%

CHILDREN UNINSURED²

44%

CHILDREN ENROLLED
IN PUBLIC HEALTH
INSURANCE³



CHILD WELFARE

*

NON-COURT CHILD
WELFARE SYSTEM
INVOLVEMENT
(RATE/1000)⁴

*

CHILD WELFARE
SYSTEM
INVOLVEMENT
(RATE/1000)⁴

0

CHILDREN RECEIVING OUT-OF-
HOME SERVICES (RATE/1000)⁴



JUVENILE JUSTICE

0

CHILDREN ON PROBATION
(RATE/1000)⁵

100

FEES AND FINES PER
JUVENILE CASE (RATE/100)⁶

0

ARRESTS (RATE/1000)⁷



EDUCATION

40%

*

*

3- & 4-YEAR OLDS
ENROLLED IN
SCHOOL⁸

HIGH
SCHOOLERS
GRADUATING
IN 4-YEARS⁹

NSCAS 3RD
GRADE
READING
PROFICIENCY⁹

0

CAPACITY OF LICENSED CHILD CARE
FACILITY PER 100 CHILDREN UNDER 6
WITH ALL AVAILABLE PARENTS WORKING¹⁰



ECONOMIC STABILITY

39%

FOOD INSECURE CHILDREN
IN HOUSEHOLDS WITH
INCOMES BELOW 185
FEDERAL POVERTY LINE¹¹

24%

CHILDREN IN LOW-
INCOME FAMILIES
(UNDER 200% OF FEDERAL
POVERTY LINE)¹²

0%

CHILDREN IN
POVERTY¹³

23%

CHILD FOOD
INSECURITY RATE¹¹

68%

FAMILIES WITH
CHILDREN WHO
OWN THEIR HOME¹⁴

0%

CHILDREN
OF COLOR IN
POVERTY¹⁵

*Data suppressed

1. U.S. Census Bureau, Annual County Resident Population Estimates by Selected Age Groups and Sex: April 1, 2020 to July 1, 2023.

2. U.S. Census Bureau, 2023 American Community Survey 5-year Estimates, Table B27001.

3. U.S. Census Bureau, 2023 American Community Survey 5-year Estimates, Table B27003.

4. Nebraska Department of Health and Human Services; U.S. Census Bureau, Annual County Resident Population Estimates by Selected Age Groups and Sex: April 1, 2020 to July 1, 2023.

5. Nebraska Administrative Office of the Courts and Probation.

6. Based on Data obtained from Nebraska Administrative Office of the Courts and Probation; Nebraska Judicial Branch Juvenile Justice System Statistical Annual Report (2019, 2020, 2021, 2022).

7. Nebraska Crime Commission.

8. U.S. Census Bureau, 2023 American Community Survey 5-year Estimates, Table B14003.

9. Nebraska Department of Education.

10. Nebraska Department of Health and Human Services.

11. Feeding America, Map the Meal Gap 2022, Child Food Insecurity in Nebraska by County.

12. U.S. Census Bureau, 2023 American Community Survey 5-year Estimates, Table B17024.

13. U.S. Census Bureau, 2023 American Community Survey 5-year Estimates, Table S1701.

14. U.S. Census Bureau, 2023 American Community Survey 5-year Estimates, Table B25115.

15. U.S. Census Bureau, 2023 American Community Survey 5-year Estimates, Table B17001B-I.

2024 COUNTY DATA FACT SHEET

COUNTY: **MADISON**



35,627

TOTAL
POPULATION¹

10,032

CHILD POPULATION
(19 & UNDER)¹



HEALTH

8%

CHILDREN UNINSURED²

29%

CHILDREN ENROLLED
IN PUBLIC HEALTH
INSURANCE³



CHILD WELFARE

6

NON-COURT CHILD
WELFARE SYSTEM
INVOLVEMENT
(RATE/1000)⁴

18

CHILD WELFARE
SYSTEM
INVOLVEMENT
(RATE/1000)⁴

12

CHILDREN RECEIVING OUT-OF-
HOME SERVICES (RATE/1000)⁴



JUVENILE JUSTICE

25

CHILDREN ON PROBATION
(RATE/1000)⁵

44

FEES AND FINES PER
JUVENILE CASE (RATE/100)⁶

62

ARRESTS (RATE/1000)⁷



EDUCATION

59%

3- & 4-YEAR OLDS
ENROLLED IN
SCHOOL⁸

94%

HIGH
SCHOOLERS
GRADUATING
IN 4-YEARS⁹

72%

NSCAS 3RD
GRADE
READING
PROFICIENCY⁹

77

CAPACITY OF LICENSED CHILD CARE
FACILITY PER 100 CHILDREN UNDER 6
WITH ALL AVAILABLE PARENTS WORKING¹⁰



ECONOMIC STABILITY

70%

FOOD INSECURE CHILDREN
IN HOUSEHOLDS WITH
INCOMES BELOW 185
FEDERAL POVERTY LINE¹¹

38%

CHILDREN IN LOW-
INCOME FAMILIES
(UNDER 200% OF FEDERAL
POVERTY LINE)¹²

7%

CHILDREN IN
POVERTY¹³

19%

CHILD FOOD
INSECURITY RATE¹¹

70%

FAMILIES WITH
CHILDREN WHO
OWN THEIR HOME¹⁴

29%

CHILDREN
OF COLOR IN
POVERTY¹⁵

1. U.S. Census Bureau, Annual County Resident Population Estimates by Selected Age Groups and Sex: April 1, 2020 to July 1, 2023.

2. U.S. Census Bureau, 2023 American Community Survey 5-year Estimates, Table B27001.

3. U.S. Census Bureau, 2023 American Community Survey 5-year Estimates, Table B27003.

4. Nebraska Department of Health and Human Services; U.S. Census Bureau, Annual County Resident Population Estimates by Selected Age Groups and Sex: April 1, 2020 to July 1, 2023.

5. Nebraska Administrative Office of the Courts and Probation.

6. Based on Data obtained from Nebraska Administrative Office of the Courts and Probation;

Nebraska Judicial Branch Juvenile Justice System Statistical Annual Report (2019, 2020, 2021, 2022).

7. Nebraska Crime Commission.

8. U.S. Census Bureau, 2023 American Community Survey 5-year Estimates, Table B14003.

9. Nebraska Department of Education.

10. Nebraska Department of Health and Human Services.

11. Feeding America, Map the Meal Gap 2022, Child Food Insecurity in Nebraska by County.

12. U.S. Census Bureau, 2023 American Community Survey 5-year Estimates, Table B17024.

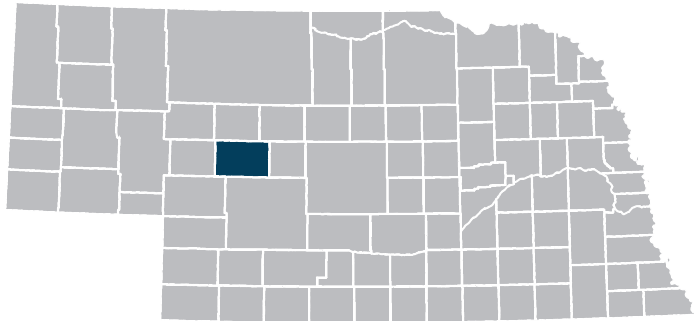
13. U.S. Census Bureau, 2023 American Community Survey 5-year Estimates, Table S1701.

14. U.S. Census Bureau, 2023 American Community Survey 5-year Estimates, Table B25115.

15. U.S. Census Bureau, 2023 American Community Survey 5-year Estimates, Table B17001B-1.

2024 COUNTY DATA FACT SHEET

COUNTY: **MCPHERSON**



383

TOTAL
POPULATION¹

73

CHILD POPULATION
(19 & UNDER)¹



HEALTH

0%

CHILDREN UNINSURED²

28%

CHILDREN ENROLLED
IN PUBLIC HEALTH
INSURANCE³



CHILD WELFARE

0

NON-COURT CHILD
WELFARE SYSTEM
INVOLVEMENT
(RATE/1000)⁴

0

CHILD WELFARE
SYSTEM
INVOLVEMENT
(RATE/1000)⁴

0

CHILDREN RECEIVING OUT-OF-
HOME SERVICES (RATE/1000)⁴



JUVENILE JUSTICE

0

CHILDREN ON PROBATION
(RATE/1000)⁵

N/A

FEES AND FINES PER
JUVENILE CASE (RATE/100)⁶

0

ARRESTS (RATE/1000)⁷



EDUCATION

0%

3- & 4-YEAR OLDS
ENROLLED IN
SCHOOL⁸

HIGH
SCHOOLERS
GRADUATING
IN 4-YEARS⁹

NSCAS 3RD
GRADE
READING
PROFICIENCY⁹

0

CAPACITY OF LICENSED CHILD CARE
FACILITY PER 100 CHILDREN UNDER 6
WITH ALL AVAILABLE PARENTS WORKING¹⁰



ECONOMIC STABILITY

100%

FOOD INSECURE CHILDREN
IN HOUSEHOLDS WITH
INCOMES BELOW 185
FEDERAL POVERTY LINE¹¹

37%

CHILDREN IN LOW-
INCOME FAMILIES
(UNDER 200% OF FEDERAL
POVERTY LINE)¹²

13%

CHILDREN IN
POVERTY¹³

17%

CHILD FOOD
INSECURITY RATE¹¹

90%

FAMILIES WITH
CHILDREN WHO
OWN THEIR HOME¹⁴

N/A

CHILDREN
OF COLOR IN
POVERTY¹⁵

*Data suppressed

N/A Not available

1. U.S. Census Bureau, Annual County Resident Population Estimates by Selected Age Groups and Sex: April 1, 2020 to July 1, 2023.

2. U.S. Census Bureau, 2023 American Community Survey 5-year Estimates, Table B27001.

3. U.S. Census Bureau, 2023 American Community Survey 5-year Estimates, Table B27003.

4. Nebraska Department of Health and Human Services; U.S. Census Bureau, Annual County Resident Population Estimates by Selected Age Groups and Sex: April 1, 2020 to July 1, 2023.

5. Nebraska Administrative Office of the Courts and Probation.

6. Based on Data obtained from Nebraska Administrative Office of the Courts and Probation;

Nebraska Judicial Branch Juvenile Justice System Statistical Annual Report (2019, 2020, 2021, 2022).

7. Nebraska Crime Commission.

8. U.S. Census Bureau, 2023 American Community Survey 5-year Estimates, Table B14003.

9. Nebraska Department of Education.

10. Nebraska Department of Health and Human Services.

11. Feeding America, Map the Meal Gap 2022, Child Food Insecurity in Nebraska by County.

12. U.S. Census Bureau, 2023 American Community Survey 5-year Estimates, Table B17024.

13. U.S. Census Bureau, 2023 American Community Survey 5-year Estimates, Table S1701.

14. U.S. Census Bureau, 2023 American Community Survey 5-year Estimates, Table B25115.

15. U.S. Census Bureau, 2023 American Community Survey 5-year Estimates, Table B17001B-I.

2024 COUNTY DATA FACT SHEET

COUNTY: **MERRICK**



7,755

TOTAL
POPULATION¹

1,922

CHILD POPULATION
(19 & UNDER)¹



HEALTH

4%

CHILDREN UNINSURED²

25%

CHILDREN ENROLLED
IN PUBLIC HEALTH
INSURANCE³



CHILD WELFARE

5

NON-COURT CHILD
WELFARE SYSTEM
INVOLVEMENT
(RATE/1000)⁴

11

CHILD WELFARE
SYSTEM
INVOLVEMENT
(RATE/1000)⁴

5

CHILDREN RECEIVING OUT-OF-
HOME SERVICES (RATE/1000)⁴



JUVENILE JUSTICE

30

CHILDREN ON PROBATION
(RATE/1000)⁵

88

FEES AND FINES PER
JUVENILE CASE (RATE/100)⁶

7

ARRESTS (RATE/1000)⁷



EDUCATION

35%

3- & 4-YEAR OLDS
ENROLLED IN
SCHOOL⁸

96%

HIGH
SCHOOLERS
GRADUATING
IN 4-YEARS⁹

71%

NSCAS 3RD
GRADE
READING
PROFICIENCY⁹

46

CAPACITY OF LICENSED CHILD CARE
FACILITY PER 100 CHILDREN UNDER 6
WITH ALL AVAILABLE PARENTS WORKING¹⁰



ECONOMIC STABILITY

49%

FOOD INSECURE CHILDREN
IN HOUSEHOLDS WITH
INCOMES BELOW 185
FEDERAL POVERTY LINE¹¹

25%

CHILDREN IN LOW-
INCOME FAMILIES
(UNDER 200% OF FEDERAL
POVERTY LINE)¹²

8%

CHILDREN IN
POVERTY¹³

19%

CHILD FOOD
INSECURITY RATE¹¹

81%

FAMILIES WITH
CHILDREN WHO
OWN THEIR HOME¹⁴

20%

CHILDREN
OF COLOR IN
POVERTY¹⁵

1. U.S. Census Bureau, Annual County Resident Population Estimates by Selected Age Groups and Sex: April 1, 2020 to July 1, 2023.

2. U.S. Census Bureau, 2023 American Community Survey 5-year Estimates, Table B27001.

3. U.S. Census Bureau, 2023 American Community Survey 5-year Estimates, Table B27003.

4. Nebraska Department of Health and Human Services; U.S. Census Bureau, Annual County Resident Population Estimates by Selected Age Groups and Sex: April 1, 2020 to July 1, 2023.

5. Nebraska Administrative Office of the Courts and Probation.

6. Based on Data obtained from Nebraska Administrative Office of the Courts and Probation;

Nebraska Judicial Branch Juvenile Justice System Statistical Annual Report (2019, 2020, 2021, 2022).

7. Nebraska Crime Commission.

8. U.S. Census Bureau, 2023 American Community Survey 5-year Estimates, Table B14003.

9. Nebraska Department of Education.

10. Nebraska Department of Health and Human Services.

11. Feeding America, Map the Meal Gap 2022, Child Food Insecurity in Nebraska by County.

12. U.S. Census Bureau, 2023 American Community Survey 5-year Estimates, Table B17024.

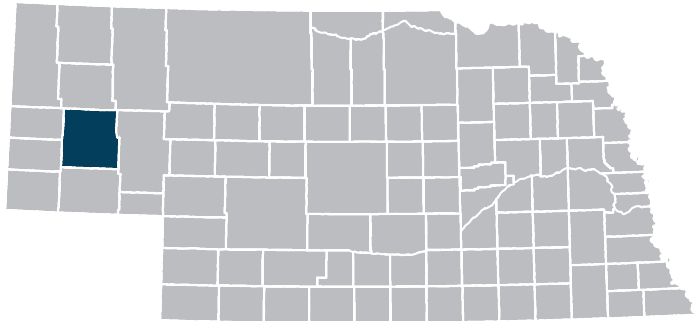
13. U.S. Census Bureau, 2023 American Community Survey 5-year Estimates, Table S1701.

14. U.S. Census Bureau, 2023 American Community Survey 5-year Estimates, Table B25115.

15. U.S. Census Bureau, 2023 American Community Survey 5-year Estimates, Table B17001B-1.

2024 COUNTY DATA FACT SHEET

COUNTY: **MORRILL**



4,504

TOTAL
POPULATION ¹

1,125

CHILD POPULATION
(19 & UNDER) ¹



HEALTH

1%

CHILDREN UNINSURED ²

36%

CHILDREN ENROLLED
IN PUBLIC HEALTH
INSURANCE ³



CHILD WELFARE

*

19

NON-COURT CHILD
WELFARE SYSTEM
INVOLVEMENT
(RATE/1000) ⁴

CHILD WELFARE
SYSTEM
INVOLVEMENT
(RATE/1000) ⁴

11

CHILDREN RECEIVING OUT-OF-
HOME SERVICES (RATE/1000) ⁴



JUVENILE JUSTICE

8

CHILDREN ON PROBATION
(RATE/1000) ⁵

108

FEES AND FINES PER
JUVENILE CASE (RATE/100) ⁶

10

ARRESTS (RATE/1000) ⁷



EDUCATION

56%

3- & 4-YEAR OLDS
ENROLLED IN
SCHOOL ⁸

91%

HIGH
SCHOOLERS
GRADUATING
IN 4-YEARS ⁹

65%

NCSAS 3RD
GRADE
READING
PROFICIENCY ⁹

79

CAPACITY OF LICENSED CHILD CARE
FACILITY PER 100 CHILDREN UNDER 6
WITH ALL AVAILABLE PARENTS WORKING ¹⁰



ECONOMIC STABILITY

47%

FOOD INSECURE CHILDREN
IN HOUSEHOLDS WITH
INCOMES BELOW 185
FEDERAL POVERTY LINE ¹¹

42%

CHILDREN IN LOW-
INCOME FAMILIES
(UNDER 200% OF FEDERAL
POVERTY LINE) ¹²

16%

CHILDREN IN
POVERTY ¹³

19%

CHILD FOOD
INSECURITY RATE ¹¹

65%

FAMILIES WITH
CHILDREN WHO
OWN THEIR HOME ¹⁴

14%

CHILDREN
OF COLOR IN
POVERTY ¹⁵

*Data suppressed

1. U.S. Census Bureau, Annual County Resident Population Estimates by Selected Age Groups and Sex: April 1, 2020 to July 1, 2023.

2. U.S. Census Bureau, 2023 American Community Survey 5-year Estimates, Table B27001.

3. U.S. Census Bureau, 2023 American Community Survey 5-year Estimates, Table B27003.

4. Nebraska Department of Health and Human Services; U.S. Census Bureau, Annual County Resident Population Estimates by Selected Age Groups and Sex: April 1, 2020 to July 1, 2023.

5. Nebraska Administrative Office of the Courts and Probation.

6. Based on Data obtained from Nebraska Administrative Office of the Courts and Probation; Nebraska Judicial Branch Juvenile Justice System Statistical Annual Report (2019, 2020, 2021, 2022).

7. Nebraska Crime Commission.

8. U.S. Census Bureau, 2023 American Community Survey 5-year Estimates, Table B14003.

9. Nebraska Department of Education.

10. Nebraska Department of Health and Human Services.

11. Feeding America, Map the Meal Gap 2022, Child Food Insecurity in Nebraska by County.

12. U.S. Census Bureau, 2023 American Community Survey 5-year Estimates, Table B17024.

13. U.S. Census Bureau, 2023 American Community Survey 5-year Estimates, Table S1701.

14. U.S. Census Bureau, 2023 American Community Survey 5-year Estimates, Table B25115.

15. U.S. Census Bureau, 2023 American Community Survey 5-year Estimates, Table B17001B-I.

2024 COUNTY DATA FACT SHEET



COUNTY: **NANCE**



3,274

TOTAL
POPULATION¹

841

CHILD POPULATION
(19 & UNDER)¹



HEALTH

3%

CHILDREN UNINSURED²

24%

CHILDREN ENROLLED
IN PUBLIC HEALTH
INSURANCE³



CHILD WELFARE

8

NON-COURT CHILD
WELFARE SYSTEM
INVOLVEMENT
(RATE/1000)⁴

15

CHILD WELFARE
SYSTEM
INVOLVEMENT
(RATE/1000)⁴

*

CHILDREN RECEIVING OUT-OF-
HOME SERVICES (RATE/1000)⁴



JUVENILE JUSTICE

27

CHILDREN ON PROBATION
(RATE/1000)⁵

130

FEES AND FINES PER
JUVENILE CASE (RATE/100)⁶

0

ARRESTS (RATE/1000)⁷



EDUCATION

63%

3- & 4-YEAR OLDS
ENROLLED IN
SCHOOL⁸

89%

HIGH
SCHOOLERS
GRADUATING
IN 4-YEARS⁹

67%

NCSAS 3RD
GRADE
READING
PROFICIENCY⁹

57

CAPACITY OF LICENSED CHILD CARE
FACILITY PER 100 CHILDREN UNDER 6
WITH ALL AVAILABLE PARENTS WORKING¹⁰



ECONOMIC STABILITY

53%

FOOD INSECURE CHILDREN
IN HOUSEHOLDS WITH
INCOMES BELOW 185
FEDERAL POVERTY LINE¹¹

48%

CHILDREN IN LOW-
INCOME FAMILIES
(UNDER 200% OF FEDERAL
POVERTY LINE)¹²

22%

CHILDREN IN
POVERTY¹³

20%

CHILD FOOD
INSECURITY RATE¹¹

75%

FAMILIES WITH
CHILDREN WHO
OWN THEIR HOME¹⁴

14%

CHILDREN
OF COLOR IN
POVERTY¹⁵

*Data suppressed

1. U.S. Census Bureau, Annual County Resident Population Estimates by Selected Age Groups and Sex: April 1, 2020 to July 1, 2023.

2. U.S. Census Bureau, 2023 American Community Survey 5-year Estimates, Table B27001.

3. U.S. Census Bureau, 2023 American Community Survey 5-year Estimates, Table B27003.

4. Nebraska Department of Health and Human Services; U.S. Census Bureau, Annual County Resident Population Estimates by Selected Age Groups and Sex: April 1, 2020 to July 1, 2023.

5. Nebraska Administrative Office of the Courts and Probation.

6. Based on Data obtained from Nebraska Administrative Office of the Courts and Probation; Nebraska Judicial Branch Juvenile Justice System Statistical Annual Report (2019, 2020, 2021, 2022).

7. Nebraska Crime Commission.

8. U.S. Census Bureau, 2023 American Community Survey 5-year Estimates, Table B14003.

9. Nebraska Department of Education.

10. Nebraska Department of Health and Human Services.

11. Feeding America, Map the Meal Gap 2022, Child Food Insecurity in Nebraska by County.

12. U.S. Census Bureau, 2023 American Community Survey 5-year Estimates, Table B17024.

13. U.S. Census Bureau, 2023 American Community Survey 5-year Estimates, Table S1701.

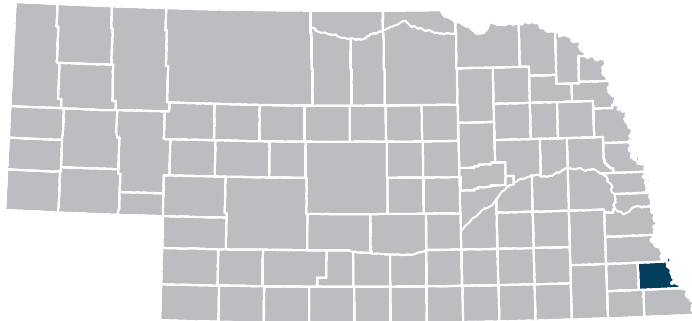
14. U.S. Census Bureau, 2023 American Community Survey 5-year Estimates, Table B25115.

15. U.S. Census Bureau, 2023 American Community Survey 5-year Estimates, Table B17001B-1.

2024 COUNTY DATA FACT SHEET



COUNTY: **NEMAHA**



7,076

TOTAL
POPULATION¹

1,953

CHILD POPULATION
(19 & UNDER)¹



HEALTH

6%

CHILDREN UNINSURED²

22%

CHILDREN ENROLLED
IN PUBLIC HEALTH
INSURANCE³



CHILD WELFARE

4

NON-COURT CHILD
WELFARE SYSTEM
INVOLVEMENT
(RATE/1000)⁴

6

CHILD WELFARE
SYSTEM
INVOLVEMENT
(RATE/1000)⁴

4

CHILDREN RECEIVING OUT-OF-
HOME SERVICES (RATE/1000)⁴



JUVENILE JUSTICE

8

CHILDREN ON PROBATION
(RATE/1000)⁵

100

FEES AND FINES PER
JUVENILE CASE (RATE/100)⁶

4

ARRESTS (RATE/1000)⁷



EDUCATION

39%

3- & 4-YEAR OLDS
ENROLLED IN
SCHOOL⁸

99%

HIGH
SCHOOLERS
GRADUATING
IN 4-YEARS⁹

72%

NSCAS 3RD
GRADE
READING
PROFICIENCY⁹

120

CAPACITY OF LICENSED CHILD CARE
FACILITY PER 100 CHILDREN UNDER 6
WITH ALL AVAILABLE PARENTS WORKING¹⁰



ECONOMIC STABILITY

79%

FOOD INSECURE CHILDREN
IN HOUSEHOLDS WITH
INCOMES BELOW 185
FEDERAL POVERTY LINE¹¹

38%

CHILDREN IN LOW-
INCOME FAMILIES
(UNDER 200% OF FEDERAL
POVERTY LINE)¹²

12%

CHILDREN IN
POVERTY¹³

21%

CHILD FOOD
INSECURITY RATE¹¹

69%

FAMILIES WITH
CHILDREN WHO
OWN THEIR HOME¹⁴

21%

CHILDREN
OF COLOR IN
POVERTY¹⁵

1. U.S. Census Bureau, Annual County Resident Population Estimates by Selected Age Groups and Sex: April 1, 2020 to July 1, 2023.

2. U.S. Census Bureau, 2023 American Community Survey 5-year Estimates, Table B27001.

3. U.S. Census Bureau, 2023 American Community Survey 5-year Estimates, Table B27003.

4. Nebraska Department of Health and Human Services; U.S. Census Bureau, Annual County Resident Population Estimates by Selected Age Groups and Sex: April 1, 2020 to July 1, 2023.

5. Nebraska Administrative Office of the Courts and Probation.

6. Based on Data obtained from Nebraska Administrative Office of the Courts and Probation;

Nebraska Judicial Branch Juvenile Justice System Statistical Annual Report (2019, 2020, 2021, 2022).

7. Nebraska Crime Commission.

8. U.S. Census Bureau, 2023 American Community Survey 5-year Estimates, Table B14003.

9. Nebraska Department of Education.

10. Nebraska Department of Health and Human Services.

11. Feeding America, Map the Meal Gap 2022, Child Food Insecurity in Nebraska by County.

12. U.S. Census Bureau, 2023 American Community Survey 5-year Estimates, Table B17024.

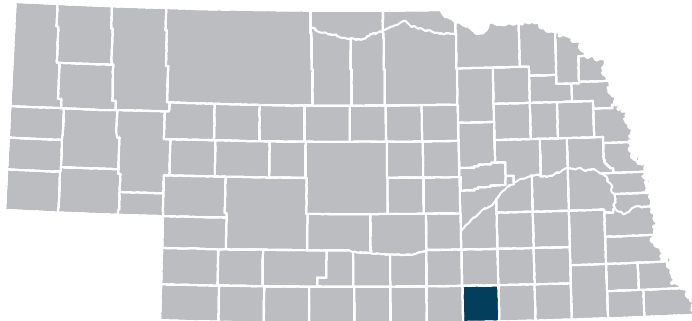
13. U.S. Census Bureau, 2023 American Community Survey 5-year Estimates, Table S1701.

14. U.S. Census Bureau, 2023 American Community Survey 5-year Estimates, Table B25115.

15. U.S. Census Bureau, 2023 American Community Survey 5-year Estimates, Table B17001B-1.

2024 COUNTY DATA FACT SHEET

COUNTY: **NUCKOLLS**



4,095

TOTAL
POPULATION¹

913

CHILD POPULATION
(19 & UNDER)¹



HEALTH

16%

CHILDREN UNINSURED²

21%

CHILDREN ENROLLED
IN PUBLIC HEALTH
INSURANCE³



CHILD WELFARE

0

NON-COURT CHILD
WELFARE SYSTEM
INVOLVEMENT
(RATE/1000)⁴

10

CHILD WELFARE
SYSTEM
INVOLVEMENT
(RATE/1000)⁴

8

CHILDREN RECEIVING OUT-OF-
HOME SERVICES (RATE/1000)⁴



JUVENILE JUSTICE

11

CHILDREN ON PROBATION
(RATE/1000)⁵

90

FEES AND FINES PER
JUVENILE CASE (RATE/100)⁶

5

ARRESTS (RATE/1000)⁷



EDUCATION

77%

3- & 4-YEAR OLDS
ENROLLED IN
SCHOOL⁸

93%

HIGH
SCHOOLERS
GRADUATING
IN 4-YEARS⁹

58%

NSCAS 3RD
GRADE
READING
PROFICIENCY⁹

64

CAPACITY OF LICENSED CHILD CARE
FACILITY PER 100 CHILDREN UNDER 6
WITH ALL AVAILABLE PARENTS WORKING¹⁰



ECONOMIC STABILITY

81%

FOOD INSECURE CHILDREN
IN HOUSEHOLDS WITH
INCOMES BELOW 185
FEDERAL POVERTY LINE¹¹

40%

CHILDREN IN LOW-
INCOME FAMILIES
(UNDER 200% OF FEDERAL
POVERTY LINE)¹²

10%

CHILDREN IN
POVERTY¹³

18%

CHILD FOOD
INSECURITY RATE¹¹

81%

FAMILIES WITH
CHILDREN WHO
OWN THEIR HOME¹⁴

0%

CHILDREN
OF COLOR IN
POVERTY¹⁵

1. U.S. Census Bureau, Annual County Resident Population Estimates by Selected Age Groups and Sex: April 1, 2020 to July 1, 2023.

2. U.S. Census Bureau, 2023 American Community Survey 5-year Estimates, Table B27001.

3. U.S. Census Bureau, 2023 American Community Survey 5-year Estimates, Table B27003.

4. Nebraska Department of Health and Human Services; U.S. Census Bureau, Annual County Resident Population Estimates by Selected Age Groups and Sex: April 1, 2020 to July 1, 2023.

5. Nebraska Administrative Office of the Courts and Probation.

6. Based on Data obtained from Nebraska Administrative Office of the Courts and Probation;

Nebraska Judicial Branch Juvenile Justice System Statistical Annual Report (2019, 2020, 2021, 2022).

7. Nebraska Crime Commission.

8. U.S. Census Bureau, 2023 American Community Survey 5-year Estimates, Table B14003.

9. Nebraska Department of Education.

10. Nebraska Department of Health and Human Services.

11. Feeding America, Map the Meal Gap 2022, Child Food Insecurity in Nebraska by County.

12. U.S. Census Bureau, 2023 American Community Survey 5-year Estimates, Table B17024.

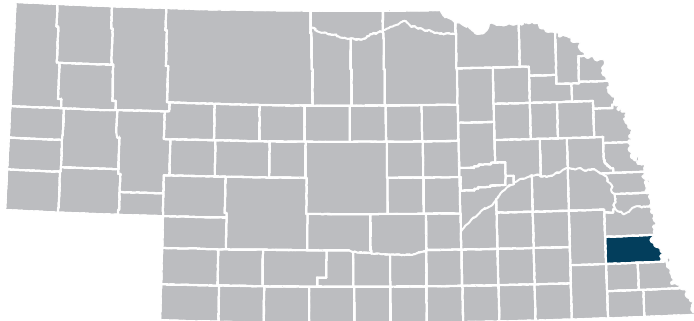
13. U.S. Census Bureau, 2023 American Community Survey 5-year Estimates, Table S1701.

14. U.S. Census Bureau, 2023 American Community Survey 5-year Estimates, Table B25115.

15. U.S. Census Bureau, 2023 American Community Survey 5-year Estimates, Table B17001B-1.

2024 COUNTY DATA FACT SHEET

COUNTY: **OTOE**



16,335

TOTAL
POPULATION¹

4,286

CHILD POPULATION
(19 & UNDER)¹



HEALTH

2%

CHILDREN UNINSURED²

22%

CHILDREN ENROLLED
IN PUBLIC HEALTH
INSURANCE³



CHILD WELFARE

4

NON-COURT CHILD
WELFARE SYSTEM
INVOLVEMENT
(RATE/1000)⁴

15

CHILD WELFARE
SYSTEM
INVOLVEMENT
(RATE/1000)⁴

10

CHILDREN RECEIVING OUT-OF-
HOME SERVICES (RATE/1000)⁴



JUVENILE JUSTICE

12

CHILDREN ON PROBATION
(RATE/1000)⁵

33

FEES AND FINES PER
JUVENILE CASE (RATE/100)⁶

10

ARRESTS (RATE/1000)⁷



EDUCATION

44%

3- & 4-YEAR OLDS
ENROLLED IN
SCHOOL⁸

88%

HIGH
SCHOOLERS
GRADUATING
IN 4-YEARS⁹

58%

NSCAS 3RD
GRADE
READING
PROFICIENCY⁹

42

CAPACITY OF LICENSED CHILD CARE
FACILITY PER 100 CHILDREN UNDER 6
WITH ALL AVAILABLE PARENTS WORKING¹⁰



ECONOMIC STABILITY

44%

FOOD INSECURE CHILDREN
IN HOUSEHOLDS WITH
INCOMES BELOW 185
FEDERAL POVERTY LINE¹¹

20%

CHILDREN IN LOW-
INCOME FAMILIES
(UNDER 200% OF FEDERAL
POVERTY LINE)¹²

11%

CHILDREN IN
POVERTY¹³

19%

CHILD FOOD
INSECURITY RATE¹¹

79%

FAMILIES WITH
CHILDREN WHO
OWN THEIR HOME¹⁴

23%

CHILDREN
OF COLOR IN
POVERTY¹⁵

1. U.S. Census Bureau, Annual County Resident Population Estimates by Selected Age Groups and Sex: April 1, 2020 to July 1, 2023.

2. U.S. Census Bureau, 2023 American Community Survey 5-year Estimates, Table B27001.

3. U.S. Census Bureau, 2023 American Community Survey 5-year Estimates, Table B27003.

4. Nebraska Department of Health and Human Services; U.S. Census Bureau, Annual County Resident Population Estimates by Selected Age Groups and Sex: April 1, 2020 to July 1, 2023.

5. Nebraska Administrative Office of the Courts and Probation.

6. Based on Data obtained from Nebraska Administrative Office of the Courts and Probation;

Nebraska Judicial Branch Juvenile Justice System Statistical Annual Report (2019, 2020, 2021, 2022).

7. Nebraska Crime Commission.

8. U.S. Census Bureau, 2023 American Community Survey 5-year Estimates, Table B14003.

9. Nebraska Department of Education.

10. Nebraska Department of Health and Human Services.

11. Feeding America, Map the Meal Gap 2022, Child Food Insecurity in Nebraska by County.

12. U.S. Census Bureau, 2023 American Community Survey 5-year Estimates, Table B17024.

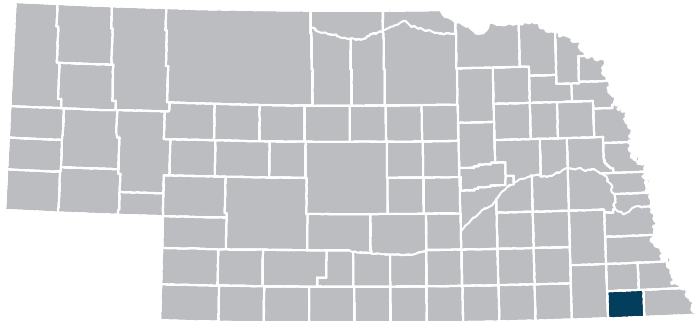
13. U.S. Census Bureau, 2023 American Community Survey 5-year Estimates, Table S1701.

14. U.S. Census Bureau, 2023 American Community Survey 5-year Estimates, Table B25115.

15. U.S. Census Bureau, 2023 American Community Survey 5-year Estimates, Table B17001B-1.

2024 COUNTY DATA FACT SHEET

COUNTY: **PAWNEE**



2,512

TOTAL
POPULATION ¹

626

CHILD POPULATION
(19 & UNDER) ¹



HEALTH

11%

CHILDREN UNINSURED ²

31%

CHILDREN ENROLLED
IN PUBLIC HEALTH
INSURANCE ³



CHILD WELFARE

*

19

NON-COURT CHILD
WELFARE SYSTEM
INVOLVEMENT
(RATE/1000) ⁴

CHILD WELFARE
SYSTEM
INVOLVEMENT
(RATE/1000) ⁴

16

CHILDREN RECEIVING OUT-OF-
HOME SERVICES (RATE/1000) ⁴



JUVENILE JUSTICE

7

CHILDREN ON PROBATION
(RATE/1000) ⁵

111

FEES AND FINES PER
JUVENILE CASE (RATE/100) ⁶

8

ARRESTS (RATE/1000) ⁷



EDUCATION

78%

3- & 4-YEAR OLDS
ENROLLED IN
SCHOOL ⁸

100%

HIGH
SCHOOLERS
GRADUATING
IN 4-YEARS ⁹

49%

NCSAS 3RD
GRADE
READING
PROFICIENCY ⁹

55

CAPACITY OF LICENSED CHILD CARE
FACILITY PER 100 CHILDREN UNDER 6
WITH ALL AVAILABLE PARENTS WORKING ¹⁰



ECONOMIC STABILITY

95%

FOOD INSECURE CHILDREN
IN HOUSEHOLDS WITH
INCOMES BELOW 185
FEDERAL POVERTY LINE ¹¹

51%

CHILDREN IN LOW-
INCOME FAMILIES
(UNDER 200% OF FEDERAL
POVERTY LINE) ¹²

14%

CHILDREN IN
POVERTY ¹³

22%

CHILD FOOD
INSECURITY RATE ¹¹

78%

FAMILIES WITH
CHILDREN WHO
OWN THEIR HOME ¹⁴

2%

CHILDREN
OF COLOR IN
POVERTY ¹⁵

*Data suppressed

1. U.S. Census Bureau, Annual County Resident Population Estimates by Selected Age Groups and Sex: April 1, 2020 to July 1, 2023.

2. U.S. Census Bureau, 2023 American Community Survey 5-year Estimates, Table B27001.

3. U.S. Census Bureau, 2023 American Community Survey 5-year Estimates, Table B27003.

4. Nebraska Department of Health and Human Services; U.S. Census Bureau, Annual County Resident Population Estimates by Selected Age Groups and Sex: April 1, 2020 to July 1, 2023.

5. Nebraska Administrative Office of the Courts and Probation.

6. Based on Data obtained from Nebraska Administrative Office of the Courts and Probation; Nebraska Judicial Branch Juvenile Justice System Statistical Annual Report (2019, 2020, 2021, 2022).

7. Nebraska Crime Commission.

8. U.S. Census Bureau, 2023 American Community Survey 5-year Estimates, Table B14003.

9. Nebraska Department of Education.

10. Nebraska Department of Health and Human Services.

11. Feeding America, Map the Meal Gap 2022, Child Food Insecurity in Nebraska by County.

12. U.S. Census Bureau, 2023 American Community Survey 5-year Estimates, Table B17024.

13. U.S. Census Bureau, 2023 American Community Survey 5-year Estimates, Table S1701.

14. U.S. Census Bureau, 2023 American Community Survey 5-year Estimates, Table B25115.

15. U.S. Census Bureau, 2023 American Community Survey 5-year Estimates, Table B17001B-I.

2024 COUNTY DATA FACT SHEET

COUNTY: **PERKINS**



2,795

TOTAL
POPULATION ¹

721

CHILD POPULATION
(19 & UNDER) ¹



HEALTH

3%

CHILDREN UNINSURED ²

28%

CHILDREN ENROLLED
IN PUBLIC HEALTH
INSURANCE ³



CHILD WELFARE

*

18

NON-COURT CHILD
WELFARE SYSTEM
INVOLVEMENT
(RATE/1000) ⁴

CHILD WELFARE
SYSTEM
INVOLVEMENT
(RATE/1000) ⁴

*

CHILDREN RECEIVING OUT-OF-
HOME SERVICES (RATE/1000) ⁴



JUVENILE JUSTICE

13

CHILDREN ON PROBATION
(RATE/1000) ⁵

135

FEES AND FINES PER
JUVENILE CASE (RATE/100) ⁶

22

ARRESTS (RATE/1000) ⁷



EDUCATION

44%

3- & 4-YEAR OLDS
ENROLLED IN
SCHOOL ⁸

96%

HIGH
SCHOOLERS
GRADUATING
IN 4-YEARS ⁹

58%

NCSAS 3RD
GRADE
READING
PROFICIENCY ⁹

57

CAPACITY OF LICENSED CHILD CARE
FACILITY PER 100 CHILDREN UNDER 6
WITH ALL AVAILABLE PARENTS WORKING ¹⁰



ECONOMIC STABILITY

53%

FOOD INSECURE CHILDREN
IN HOUSEHOLDS WITH
INCOMES BELOW 185
FEDERAL POVERTY LINE ¹¹

22%

CHILDREN IN LOW-
INCOME FAMILIES
(UNDER 200% OF FEDERAL
POVERTY LINE) ¹²

8%

CHILDREN IN
POVERTY ¹³

17%

CHILD FOOD
INSECURITY RATE ¹¹

75%

FAMILIES WITH
CHILDREN WHO
OWN THEIR HOME ¹⁴

30%

CHILDREN
OF COLOR IN
POVERTY ¹⁵

*Data suppressed

1. U.S. Census Bureau, Annual County Resident Population Estimates by Selected Age Groups and Sex: April 1, 2020 to July 1, 2023.

2. U.S. Census Bureau, 2023 American Community Survey 5-year Estimates, Table B27001.

3. U.S. Census Bureau, 2023 American Community Survey 5-year Estimates, Table B27003.

4. Nebraska Department of Health and Human Services; U.S. Census Bureau, Annual County Resident Population Estimates by Selected Age Groups and Sex: April 1, 2020 to July 1, 2023.

5. Nebraska Administrative Office of the Courts and Probation.

6. Based on Data obtained from Nebraska Administrative Office of the Courts and Probation; Nebraska Judicial Branch Juvenile Justice System Statistical Annual Report (2019, 2020, 2021, 2022).

7. Nebraska Crime Commission.

8. U.S. Census Bureau, 2023 American Community Survey 5-year Estimates, Table B14003.

9. Nebraska Department of Education.

10. Nebraska Department of Health and Human Services.

11. Feeding America, Map the Meal Gap 2022, Child Food Insecurity in Nebraska by County.

12. U.S. Census Bureau, 2023 American Community Survey 5-year Estimates, Table B17024.

13. U.S. Census Bureau, 2023 American Community Survey 5-year Estimates, Table S1701.

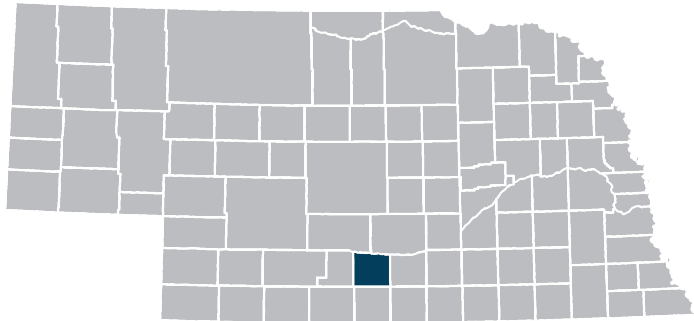
14. U.S. Census Bureau, 2023 American Community Survey 5-year Estimates, Table B25115.

15. U.S. Census Bureau, 2023 American Community Survey 5-year Estimates, Table B17001B-I.

2024 COUNTY DATA FACT SHEET



COUNTY: **PHELPS**



9,057

TOTAL
POPULATION¹

2,420

CHILD POPULATION
(19 & UNDER)¹



HEALTH

4%

CHILDREN UNINSURED²

24%

CHILDREN ENROLLED
IN PUBLIC HEALTH
INSURANCE³



CHILD WELFARE

8

NON-COURT CHILD
WELFARE SYSTEM
INVOLVEMENT
(RATE/1000)⁴

18

CHILD WELFARE
SYSTEM
INVOLVEMENT
(RATE/1000)⁴

8

CHILDREN RECEIVING OUT-OF-
HOME SERVICES (RATE/1000)⁴



JUVENILE JUSTICE

18

CHILDREN ON PROBATION
(RATE/1000)⁵

81

FEES AND FINES PER
JUVENILE CASE (RATE/100)⁶

0

ARRESTS (RATE/1000)⁷



EDUCATION

44%

3- & 4-YEAR OLDS
ENROLLED IN
SCHOOL⁸

95%

HIGH
SCHOOLERS
GRADUATING
IN 4-YEARS⁹

69%

NSCAS 3RD
GRADE
READING
PROFICIENCY⁹

88

CAPACITY OF LICENSED CHILD CARE
FACILITY PER 100 CHILDREN UNDER 6
WITH ALL AVAILABLE PARENTS WORKING¹⁰



ECONOMIC STABILITY

53%

FOOD INSECURE CHILDREN
IN HOUSEHOLDS WITH
INCOMES BELOW 185
FEDERAL POVERTY LINE¹¹

23%

CHILDREN IN LOW-
INCOME FAMILIES
(UNDER 200% OF FEDERAL
POVERTY LINE)¹²

15%

CHILDREN IN
POVERTY¹³

21%

CHILD FOOD
INSECURITY RATE¹¹

65%

FAMILIES WITH
CHILDREN WHO
OWN THEIR HOME¹⁴

67%

CHILDREN
OF COLOR IN
POVERTY¹⁵

1. U.S. Census Bureau, Annual County Resident Population Estimates by Selected Age Groups and Sex: April 1, 2020 to July 1, 2023.

2. U.S. Census Bureau, 2023 American Community Survey 5-year Estimates, Table B27001.

3. U.S. Census Bureau, 2023 American Community Survey 5-year Estimates, Table B27003.

4. Nebraska Department of Health and Human Services; U.S. Census Bureau, Annual County Resident Population Estimates by Selected Age Groups and Sex: April 1, 2020 to July 1, 2023.

5. Nebraska Administrative Office of the Courts and Probation.

6. Based on Data obtained from Nebraska Administrative Office of the Courts and Probation;

Nebraska Judicial Branch Juvenile Justice System Statistical Annual Report (2019, 2020, 2021, 2022).

7. Nebraska Crime Commission.

8. U.S. Census Bureau, 2023 American Community Survey 5-year Estimates, Table B14003.

9. Nebraska Department of Education.

10. Nebraska Department of Health and Human Services.

11. Feeding America, Map the Meal Gap 2022, Child Food Insecurity in Nebraska by County.

12. U.S. Census Bureau, 2023 American Community Survey 5-year Estimates, Table B17024.

13. U.S. Census Bureau, 2023 American Community Survey 5-year Estimates, Table S1701.

14. U.S. Census Bureau, 2023 American Community Survey 5-year Estimates, Table B25115.

15. U.S. Census Bureau, 2023 American Community Survey 5-year Estimates, Table B17001B-1.

2024 COUNTY DATA FACT SHEET



COUNTY: **PIERCE**



7,299

TOTAL
POPULATION¹

2,042

CHILD POPULATION
(19 & UNDER)¹



HEALTH

3%

CHILDREN UNINSURED²

18%

CHILDREN ENROLLED
IN PUBLIC HEALTH
INSURANCE³



CHILD WELFARE

5

NON-COURT CHILD
WELFARE SYSTEM
INVOLVEMENT
(RATE/1000)⁴

14

CHILD WELFARE
SYSTEM
INVOLVEMENT
(RATE/1000)⁴

10

CHILDREN RECEIVING OUT-OF-
HOME SERVICES (RATE/1000)⁴



JUVENILE JUSTICE

7

CHILDREN ON PROBATION
(RATE/1000)⁵

44

FEES AND FINES PER
JUVENILE CASE (RATE/100)⁶

1

ARRESTS (RATE/1000)⁷



EDUCATION

32%

3- & 4-YEAR OLDS
ENROLLED IN
SCHOOL⁸

91%

HIGH
SCHOOLERS
GRADUATING
IN 4-YEARS⁹

71%

NSCAS 3RD
GRADE
READING
PROFICIENCY⁹

59

CAPACITY OF LICENSED CHILD CARE
FACILITY PER 100 CHILDREN UNDER 6
WITH ALL AVAILABLE PARENTS WORKING¹⁰



ECONOMIC STABILITY

64%

FOOD INSECURE CHILDREN
IN HOUSEHOLDS WITH
INCOMES BELOW 185
FEDERAL POVERTY LINE¹¹

28%

CHILDREN IN LOW-
INCOME FAMILIES
(UNDER 200% OF FEDERAL
POVERTY LINE)¹²

9%

CHILDREN IN
POVERTY¹³

18%

CHILD FOOD
INSECURITY RATE¹¹

67%

FAMILIES WITH
CHILDREN WHO
OWN THEIR HOME¹⁴

3%

CHILDREN
OF COLOR IN
POVERTY¹⁵

1. U.S. Census Bureau, Annual County Resident Population Estimates by Selected Age Groups and Sex: April 1, 2020 to July 1, 2023.

2. U.S. Census Bureau, 2023 American Community Survey 5-year Estimates, Table B27001.

3. U.S. Census Bureau, 2023 American Community Survey 5-year Estimates, Table B27003.

4. Nebraska Department of Health and Human Services; U.S. Census Bureau, Annual County Resident Population Estimates by Selected Age Groups and Sex: April 1, 2020 to July 1, 2023.

5. Nebraska Administrative Office of the Courts and Probation.

6. Based on Data obtained from Nebraska Administrative Office of the Courts and Probation;

Nebraska Judicial Branch Juvenile Justice System Statistical Annual Report (2019, 2020, 2021, 2022).

7. Nebraska Crime Commission.

8. U.S. Census Bureau, 2023 American Community Survey 5-year Estimates, Table B14003.

9. Nebraska Department of Education.

10. Nebraska Department of Health and Human Services.

11. Feeding America, Map the Meal Gap 2022, Child Food Insecurity in Nebraska by County.

12. U.S. Census Bureau, 2023 American Community Survey 5-year Estimates, Table B17024.

13. U.S. Census Bureau, 2023 American Community Survey 5-year Estimates, Table S1701.

14. U.S. Census Bureau, 2023 American Community Survey 5-year Estimates, Table B25115.

15. U.S. Census Bureau, 2023 American Community Survey 5-year Estimates, Table B17001B-1.

2024 COUNTY DATA FACT SHEET

COUNTY: **PLATTE**



34,609

TOTAL
POPULATION¹

9,888

CHILD POPULATION
(19 & UNDER)¹



HEALTH

3%

CHILDREN UNINSURED²

33%

CHILDREN ENROLLED
IN PUBLIC HEALTH
INSURANCE³



CHILD WELFARE

3

NON-COURT CHILD
WELFARE SYSTEM
INVOLVEMENT
(RATE/1000)⁴

10

CHILD WELFARE
SYSTEM
INVOLVEMENT
(RATE/1000)⁴

5

CHILDREN RECEIVING OUT-OF-
HOME SERVICES (RATE/1000)⁴



JUVENILE JUSTICE

19

CHILDREN ON PROBATION
(RATE/1000)⁵

92

FEES AND FINES PER
JUVENILE CASE (RATE/100)⁶

48

ARRESTS (RATE/1000)⁷



EDUCATION

47%

3- & 4-YEAR OLDS
ENROLLED IN
SCHOOL⁸

86%

HIGH
SCHOOLERS
GRADUATING
IN 4-YEARS⁹

57%

NSCAS 3RD
GRADE
READING
PROFICIENCY⁹

77

CAPACITY OF LICENSED CHILD CARE
FACILITY PER 100 CHILDREN UNDER 6
WITH ALL AVAILABLE PARENTS WORKING¹⁰



ECONOMIC STABILITY

68%

FOOD INSECURE CHILDREN
IN HOUSEHOLDS WITH
INCOMES BELOW 185
FEDERAL POVERTY LINE¹¹

38%

CHILDREN IN LOW-
INCOME FAMILIES
(UNDER 200% OF FEDERAL
POVERTY LINE)¹²

10%

CHILDREN IN
POVERTY¹³

17%

CHILD FOOD
INSECURITY RATE¹¹

76%

FAMILIES WITH
CHILDREN WHO
OWN THEIR HOME¹⁴

21%

CHILDREN
OF COLOR IN
POVERTY¹⁵

1. U.S. Census Bureau, Annual County Resident Population Estimates by Selected Age Groups and Sex: April 1, 2020 to July 1, 2023.

2. U.S. Census Bureau, 2023 American Community Survey 5-year Estimates, Table B27001.

3. U.S. Census Bureau, 2023 American Community Survey 5-year Estimates, Table B27003.

4. Nebraska Department of Health and Human Services; U.S. Census Bureau, Annual County Resident Population Estimates by Selected Age Groups and Sex: April 1, 2020 to July 1, 2023.

5. Nebraska Administrative Office of the Courts and Probation.

6. Based on Data obtained from Nebraska Administrative Office of the Courts and Probation;

Nebraska Judicial Branch Juvenile Justice System Statistical Annual Report (2019, 2020, 2021, 2022).

7. Nebraska Crime Commission.

8. U.S. Census Bureau, 2023 American Community Survey 5-year Estimates, Table B14003.

9. Nebraska Department of Education.

10. Nebraska Department of Health and Human Services.

11. Feeding America, Map the Meal Gap 2022, Child Food Insecurity in Nebraska by County.

12. U.S. Census Bureau, 2023 American Community Survey 5-year Estimates, Table B17024.

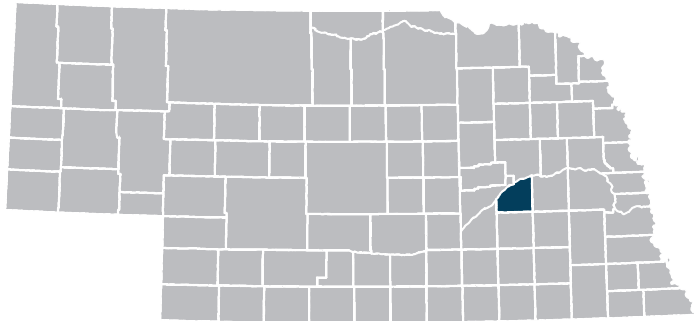
13. U.S. Census Bureau, 2023 American Community Survey 5-year Estimates, Table S1701.

14. U.S. Census Bureau, 2023 American Community Survey 5-year Estimates, Table B25115.

15. U.S. Census Bureau, 2023 American Community Survey 5-year Estimates, Table B17001B-1.

2024 COUNTY DATA FACT SHEET

COUNTY: **POLK**



5,228

TOTAL
POPULATION¹

1,278

CHILD POPULATION
(19 & UNDER)¹



HEALTH

8%

CHILDREN UNINSURED²

25%

CHILDREN ENROLLED
IN PUBLIC HEALTH
INSURANCE³



CHILD WELFARE

6

NON-COURT CHILD
WELFARE SYSTEM
INVOLVEMENT
(RATE/1000)⁴

15

CHILD WELFARE
SYSTEM
INVOLVEMENT
(RATE/1000)⁴

8

CHILDREN RECEIVING OUT-OF-
HOME SERVICES (RATE/1000)⁴



JUVENILE JUSTICE

3

CHILDREN ON PROBATION
(RATE/1000)⁵

89

FEES AND FINES PER
JUVENILE CASE (RATE/100)⁶

0

ARRESTS (RATE/1000)⁷



EDUCATION

17%

3- & 4-YEAR OLDS
ENROLLED IN
SCHOOL⁸

92%

HIGH
SCHOOLERS
GRADUATING
IN 4-YEARS⁹

71%

NSCAS 3RD
GRADE
READING
PROFICIENCY⁹

50

CAPACITY OF LICENSED CHILD CARE
FACILITY PER 100 CHILDREN UNDER 6
WITH ALL AVAILABLE PARENTS WORKING¹⁰



ECONOMIC STABILITY

67%

FOOD INSECURE CHILDREN
IN HOUSEHOLDS WITH
INCOMES BELOW 185
FEDERAL POVERTY LINE¹¹

31%

CHILDREN IN LOW-
INCOME FAMILIES
(UNDER 200% OF FEDERAL
POVERTY LINE)¹²

9%

CHILDREN IN
POVERTY¹³

18%

CHILD FOOD
INSECURITY RATE¹¹

78%

FAMILIES WITH
CHILDREN WHO
OWN THEIR HOME¹⁴

18%

CHILDREN
OF COLOR IN
POVERTY¹⁵

1. U.S. Census Bureau, Annual County Resident Population Estimates by Selected Age Groups and Sex: April 1, 2020 to July 1, 2023.

2. U.S. Census Bureau, 2023 American Community Survey 5-year Estimates, Table B27001.

3. U.S. Census Bureau, 2023 American Community Survey 5-year Estimates, Table B27003.

4. Nebraska Department of Health and Human Services; U.S. Census Bureau, Annual County Resident Population Estimates by Selected Age Groups and Sex: April 1, 2020 to July 1, 2023.

5. Nebraska Administrative Office of the Courts and Probation.

6. Based on Data obtained from Nebraska Administrative Office of the Courts and Probation;

Nebraska Judicial Branch Juvenile Justice System Statistical Annual Report (2019, 2020, 2021, 2022).

7. Nebraska Crime Commission.

8. U.S. Census Bureau, 2023 American Community Survey 5-year Estimates, Table B14003.

9. Nebraska Department of Education.

10. Nebraska Department of Health and Human Services.

11. Feeding America, Map the Meal Gap 2022, Child Food Insecurity in Nebraska by County.

12. U.S. Census Bureau, 2023 American Community Survey 5-year Estimates, Table B17024.

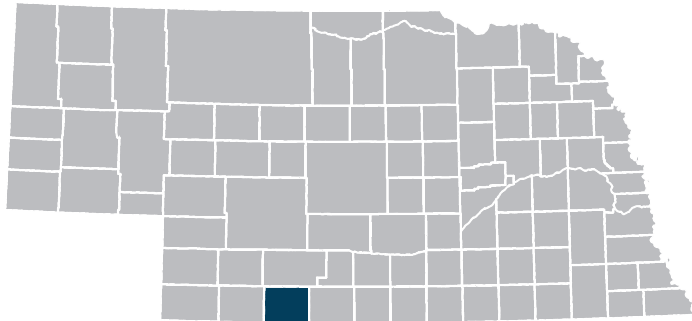
13. U.S. Census Bureau, 2023 American Community Survey 5-year Estimates, Table S1701.

14. U.S. Census Bureau, 2023 American Community Survey 5-year Estimates, Table B25115.

15. U.S. Census Bureau, 2023 American Community Survey 5-year Estimates, Table B17001B-1.

2024 COUNTY DATA FACT SHEET

COUNTY: **RED WILLOW**



10,457

TOTAL
POPULATION¹

2,602

CHILD POPULATION
(19 & UNDER)¹



HEALTH

7%

CHILDREN UNINSURED²

27%

CHILDREN ENROLLED
IN PUBLIC HEALTH
INSURANCE³



CHILD WELFARE

5

NON-COURT CHILD
WELFARE SYSTEM
INVOLVEMENT
(RATE/1000)⁴

15

CHILD WELFARE
SYSTEM
INVOLVEMENT
(RATE/1000)⁴

10

CHILDREN RECEIVING OUT-OF-
HOME SERVICES (RATE/1000)⁴



JUVENILE JUSTICE

43

CHILDREN ON PROBATION
(RATE/1000)⁵

71

FEES AND FINES PER
JUVENILE CASE (RATE/100)⁶

38

ARRESTS (RATE/1000)⁷



EDUCATION

58%

3- & 4-YEAR OLDS
ENROLLED IN
SCHOOL⁸

95%

HIGH
SCHOOLERS
GRADUATING
IN 4-YEARS⁹

72%

NSCAS 3RD
GRADE
READING
PROFICIENCY⁹

89

CAPACITY OF LICENSED CHILD CARE
FACILITY PER 100 CHILDREN UNDER 6
WITH ALL AVAILABLE PARENTS WORKING¹⁰



ECONOMIC STABILITY

66%

FOOD INSECURE CHILDREN
IN HOUSEHOLDS WITH
INCOMES BELOW 185
FEDERAL POVERTY LINE¹¹

31%

CHILDREN IN LOW-
INCOME FAMILIES
(UNDER 200% OF FEDERAL
POVERTY LINE)¹²

21%

CHILDREN IN
POVERTY¹³

22%

CHILD FOOD
INSECURITY RATE¹¹

76%

FAMILIES WITH
CHILDREN WHO
OWN THEIR HOME¹⁴

34%

CHILDREN
OF COLOR IN
POVERTY¹⁵

1. U.S. Census Bureau, Annual County Resident Population Estimates by Selected Age Groups and Sex: April 1, 2020 to July 1, 2023.

2. U.S. Census Bureau, 2023 American Community Survey 5-year Estimates, Table B27001.

3. U.S. Census Bureau, 2023 American Community Survey 5-year Estimates, Table B27003.

4. Nebraska Department of Health and Human Services; U.S. Census Bureau, Annual County Resident Population Estimates by Selected Age Groups and Sex: April 1, 2020 to July 1, 2023.

5. Nebraska Administrative Office of the Courts and Probation.

6. Based on Data obtained from Nebraska Administrative Office of the Courts and Probation;

Nebraska Judicial Branch Juvenile Justice System Statistical Annual Report (2019, 2020, 2021, 2022).

7. Nebraska Crime Commission.

8. U.S. Census Bureau, 2023 American Community Survey 5-year Estimates, Table B14003.

9. Nebraska Department of Education.

10. Nebraska Department of Health and Human Services.

11. Feeding America, Map the Meal Gap 2022, Child Food Insecurity in Nebraska by County.

12. U.S. Census Bureau, 2023 American Community Survey 5-year Estimates, Table B17024.

13. U.S. Census Bureau, 2023 American Community Survey 5-year Estimates, Table S1701.

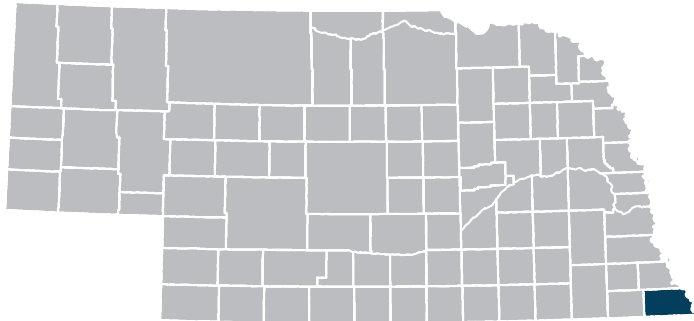
14. U.S. Census Bureau, 2023 American Community Survey 5-year Estimates, Table B25115.

15. U.S. Census Bureau, 2023 American Community Survey 5-year Estimates, Table B17001B-1.

2024 COUNTY DATA FACT SHEET



COUNTY: **RICHARDSON**



7,689

TOTAL
POPULATION¹

1,796

CHILD POPULATION
(19 & UNDER)¹



HEALTH

6%

CHILDREN UNINSURED²

27%

CHILDREN ENROLLED
IN PUBLIC HEALTH
INSURANCE³



CHILD WELFARE

6

NON-COURT CHILD
WELFARE SYSTEM
INVOLVEMENT
(RATE/1000)⁴

13

CHILD WELFARE
SYSTEM
INVOLVEMENT
(RATE/1000)⁴

7

CHILDREN RECEIVING OUT-OF-
HOME SERVICES (RATE/1000)⁴



JUVENILE JUSTICE

13

CHILDREN ON PROBATION
(RATE/1000)⁵

104

FEES AND FINES PER
JUVENILE CASE (RATE/100)⁶

38

ARRESTS (RATE/1000)⁷



EDUCATION

32%

3- & 4-YEAR OLDS
ENROLLED IN
SCHOOL⁸

93%

HIGH
SCHOOLERS
GRADUATING
IN 4-YEARS⁹

49%

NSCAS 3RD
GRADE
READING
PROFICIENCY⁹

79

CAPACITY OF LICENSED CHILD CARE
FACILITY PER 100 CHILDREN UNDER 6
WITH ALL AVAILABLE PARENTS WORKING¹⁰



ECONOMIC STABILITY

74%

FOOD INSECURE CHILDREN
IN HOUSEHOLDS WITH
INCOMES BELOW 185
FEDERAL POVERTY LINE¹¹

31%

CHILDREN IN LOW-
INCOME FAMILIES
(UNDER 200% OF FEDERAL
POVERTY LINE)¹²

13%

CHILDREN IN
POVERTY¹³

22%

CHILD FOOD
INSECURITY RATE¹¹

74%

FAMILIES WITH
CHILDREN WHO
OWN THEIR HOME¹⁴

3%

CHILDREN
OF COLOR IN
POVERTY¹⁵

1. U.S. Census Bureau, Annual County Resident Population Estimates by Selected Age Groups and Sex: April 1, 2020 to July 1, 2023.

2. U.S. Census Bureau, 2023 American Community Survey 5-year Estimates, Table B27001.

3. U.S. Census Bureau, 2023 American Community Survey 5-year Estimates, Table B27003.

4. Nebraska Department of Health and Human Services; U.S. Census Bureau, Annual County Resident Population Estimates by Selected Age Groups and Sex: April 1, 2020 to July 1, 2023.

5. Nebraska Administrative Office of the Courts and Probation.

6. Based on Data obtained from Nebraska Administrative Office of the Courts and Probation;

Nebraska Judicial Branch Juvenile Justice System Statistical Annual Report (2019, 2020, 2021, 2022).

7. Nebraska Crime Commission.

8. U.S. Census Bureau, 2023 American Community Survey 5-year Estimates, Table B14003.

9. Nebraska Department of Education.

10. Nebraska Department of Health and Human Services.

11. Feeding America, Map the Meal Gap 2022, Child Food Insecurity in Nebraska by County.

12. U.S. Census Bureau, 2023 American Community Survey 5-year Estimates, Table B17024.

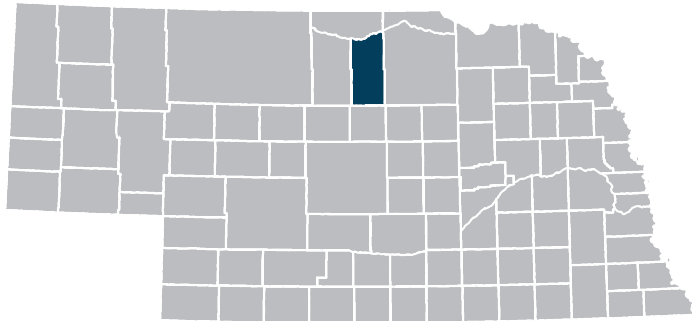
13. U.S. Census Bureau, 2023 American Community Survey 5-year Estimates, Table S1701.

14. U.S. Census Bureau, 2023 American Community Survey 5-year Estimates, Table B25115.

15. U.S. Census Bureau, 2023 American Community Survey 5-year Estimates, Table B17001B-1.

2024 COUNTY DATA FACT SHEET

COUNTY: **ROCK**



1,271

TOTAL
POPULATION¹

313

CHILD POPULATION
(19 & UNDER)¹



HEALTH

6%

CHILDREN UNINSURED²

35%

CHILDREN ENROLLED
IN PUBLIC HEALTH
INSURANCE³



CHILD WELFARE

0

NON-COURT CHILD
WELFARE SYSTEM
INVOLVEMENT
(RATE/1000)⁴

0

CHILD WELFARE
SYSTEM
INVOLVEMENT
(RATE/1000)⁴

0

CHILDREN RECEIVING OUT-OF-
HOME SERVICES (RATE/1000)⁴



JUVENILE JUSTICE

13

CHILDREN ON PROBATION
(RATE/1000)⁵

156

FEES AND FINES PER
JUVENILE CASE (RATE/100)⁶

0

ARRESTS (RATE/1000)⁷



EDUCATION

24%

3- & 4-YEAR OLDS
ENROLLED IN
SCHOOL⁸

100%

HIGH
SCHOOLERS
GRADUATING
IN 4-YEARS⁹

69%

NSCAS 3RD
GRADE
READING
PROFICIENCY⁹

67

CAPACITY OF LICENSED CHILD CARE
FACILITY PER 100 CHILDREN UNDER 6
WITH ALL AVAILABLE PARENTS WORKING¹⁰



ECONOMIC STABILITY

90%

FOOD INSECURE CHILDREN
IN HOUSEHOLDS WITH
INCOMES BELOW 185
FEDERAL POVERTY LINE¹¹

32%

CHILDREN IN LOW-
INCOME FAMILIES
(UNDER 200% OF FEDERAL
POVERTY LINE)¹²

13%

CHILDREN IN
POVERTY¹³

20%

CHILD FOOD
INSECURITY RATE¹¹

66%

FAMILIES WITH
CHILDREN WHO
OWN THEIR HOME¹⁴

0%

CHILDREN
OF COLOR IN
POVERTY¹⁵

1. U.S. Census Bureau, Annual County Resident Population Estimates by Selected Age Groups and Sex: April 1, 2020 to July 1, 2023.

2. U.S. Census Bureau, 2023 American Community Survey 5-year Estimates, Table B27001.

3. U.S. Census Bureau, 2023 American Community Survey 5-year Estimates, Table B27003.

4. Nebraska Department of Health and Human Services; U.S. Census Bureau, Annual County Resident Population Estimates by Selected Age Groups and Sex: April 1, 2020 to July 1, 2023.

5. Nebraska Administrative Office of the Courts and Probation.

6. Based on Data obtained from Nebraska Administrative Office of the Courts and Probation;

Nebraska Judicial Branch Juvenile Justice System Statistical Annual Report (2019, 2020, 2021, 2022).

7. Nebraska Crime Commission.

8. U.S. Census Bureau, 2023 American Community Survey 5-year Estimates, Table B14003.

9. Nebraska Department of Education.

10. Nebraska Department of Health and Human Services.

11. Feeding America, Map the Meal Gap 2022, Child Food Insecurity in Nebraska by County.

12. U.S. Census Bureau, 2023 American Community Survey 5-year Estimates, Table B17024.

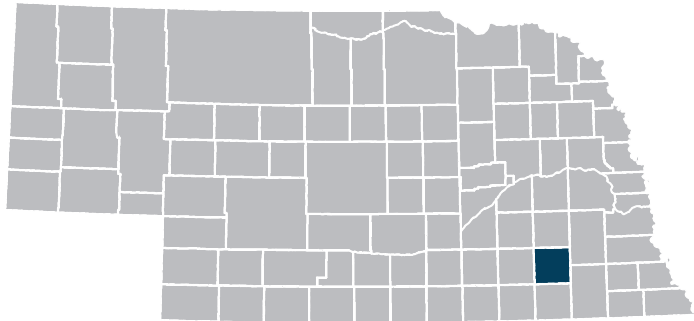
13. U.S. Census Bureau, 2023 American Community Survey 5-year Estimates, Table S1701.

14. U.S. Census Bureau, 2023 American Community Survey 5-year Estimates, Table B25115.

15. U.S. Census Bureau, 2023 American Community Survey 5-year Estimates, Table B17001B-1.

2024 COUNTY DATA FACT SHEET

COUNTY: **SALINE**



14,555

TOTAL
POPULATION¹

4,429

CHILD POPULATION
(19 & UNDER)¹



HEALTH

8%

CHILDREN UNINSURED²

32%

CHILDREN ENROLLED
IN PUBLIC HEALTH
INSURANCE³



CHILD WELFARE

3

NON-COURT CHILD
WELFARE SYSTEM
INVOLVEMENT
(RATE/1000)⁴

7

CHILD WELFARE
SYSTEM
INVOLVEMENT
(RATE/1000)⁴

4

CHILDREN RECEIVING OUT-OF-
HOME SERVICES (RATE/1000)⁴



JUVENILE JUSTICE

10

CHILDREN ON PROBATION
(RATE/1000)⁵

65

FEES AND FINES PER
JUVENILE CASE (RATE/100)⁶

18

ARRESTS (RATE/1000)⁷



EDUCATION

44%

3- & 4-YEAR OLDS
ENROLLED IN
SCHOOL⁸

84%

HIGH
SCHOOLERS
GRADUATING
IN 4-YEARS⁹

63%

NSCAS 3RD
GRADE
READING
PROFICIENCY⁹

58

CAPACITY OF LICENSED CHILD CARE
FACILITY PER 100 CHILDREN UNDER 6
WITH ALL AVAILABLE PARENTS WORKING¹⁰



ECONOMIC STABILITY

67%

FOOD INSECURE CHILDREN
IN HOUSEHOLDS WITH
INCOMES BELOW 185
FEDERAL POVERTY LINE¹¹

38%

CHILDREN IN LOW-
INCOME FAMILIES
(UNDER 200% OF FEDERAL
POVERTY LINE)¹²

12%

CHILDREN IN
POVERTY¹³

19%

CHILD FOOD
INSECURITY RATE¹¹

78%

FAMILIES WITH
CHILDREN WHO
OWN THEIR HOME¹⁴

16%

CHILDREN
OF COLOR IN
POVERTY¹⁵

1. U.S. Census Bureau, Annual County Resident Population Estimates by Selected Age Groups and Sex: April 1, 2020 to July 1, 2023.

2. U.S. Census Bureau, 2023 American Community Survey 5-year Estimates, Table B27001.

3. U.S. Census Bureau, 2023 American Community Survey 5-year Estimates, Table B27003.

4. Nebraska Department of Health and Human Services; U.S. Census Bureau, Annual County Resident Population Estimates by Selected Age Groups and Sex: April 1, 2020 to July 1, 2023.

5. Nebraska Administrative Office of the Courts and Probation.

6. Based on Data obtained from Nebraska Administrative Office of the Courts and Probation;

Nebraska Judicial Branch Juvenile Justice System Statistical Annual Report (2019, 2020, 2021, 2022).

7. Nebraska Crime Commission.

8. U.S. Census Bureau, 2023 American Community Survey 5-year Estimates, Table B14003.

9. Nebraska Department of Education.

10. Nebraska Department of Health and Human Services.

11. Feeding America, Map the Meal Gap 2022, Child Food Insecurity in Nebraska by County.

12. U.S. Census Bureau, 2023 American Community Survey 5-year Estimates, Table B17024.

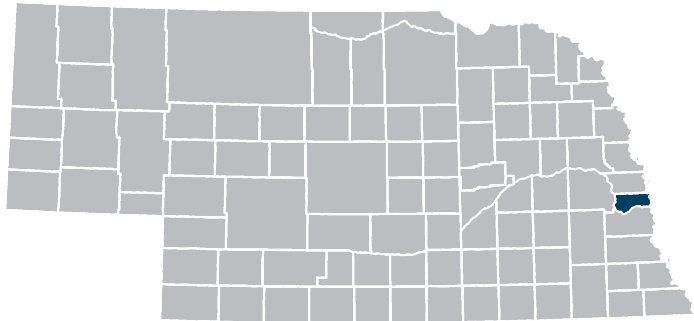
13. U.S. Census Bureau, 2023 American Community Survey 5-year Estimates, Table S1701.

14. U.S. Census Bureau, 2023 American Community Survey 5-year Estimates, Table B25115.

15. U.S. Census Bureau, 2023 American Community Survey 5-year Estimates, Table B17001B-1.

2024 COUNTY DATA FACT SHEET

COUNTY: **SARPY**



199,886

TOTAL
POPULATION¹

56,550

CHILD POPULATION
(19 & UNDER)¹



HEALTH

2%

CHILDREN UNINSURED²

19%

CHILDREN ENROLLED
IN PUBLIC HEALTH
INSURANCE³



CHILD WELFARE

1

NON-COURT CHILD
WELFARE SYSTEM
INVOLVEMENT
(RATE/1000)⁴

6

CHILD WELFARE
SYSTEM
INVOLVEMENT
(RATE/1000)⁴

4

CHILDREN RECEIVING OUT-OF-
HOME SERVICES (RATE/1000)⁴



JUVENILE JUSTICE

8

CHILDREN ON PROBATION
(RATE/1000)⁵

34

FEES AND FINES PER
JUVENILE CASE (RATE/100)⁶

37

ARRESTS (RATE/1000)⁷



EDUCATION

45%

3- & 4-YEAR OLDS
ENROLLED IN
SCHOOL⁸

94%

HIGH
SCHOOLERS
GRADUATING
IN 4-YEARS⁹

69%

NSCAS 3RD
GRADE
READING
PROFICIENCY⁹

82

CAPACITY OF LICENSED CHILD CARE
FACILITY PER 100 CHILDREN UNDER 6
WITH ALL AVAILABLE PARENTS WORKING¹⁰



ECONOMIC STABILITY

45%

FOOD INSECURE CHILDREN
IN HOUSEHOLDS WITH
INCOMES BELOW 185
FEDERAL POVERTY LINE¹¹

21%

CHILDREN IN LOW-
INCOME FAMILIES
(UNDER 200% OF FEDERAL
POVERTY LINE)¹²

5%

CHILDREN IN
POVERTY¹³

15%

CHILD FOOD
INSECURITY RATE¹¹

78%

FAMILIES WITH
CHILDREN WHO
OWN THEIR HOME¹⁴

10%

CHILDREN
OF COLOR IN
POVERTY¹⁵

1. U.S. Census Bureau, Annual County Resident Population Estimates by Selected Age Groups and Sex: April 1, 2020 to July 1, 2023.

2. U.S. Census Bureau, 2023 American Community Survey 5-year Estimates, Table B27001.

3. U.S. Census Bureau, 2023 American Community Survey 5-year Estimates, Table B27003.

4. Nebraska Department of Health and Human Services; U.S. Census Bureau, Annual County Resident Population Estimates by Selected Age Groups and Sex: April 1, 2020 to July 1, 2023.

5. Nebraska Administrative Office of the Courts and Probation.

6. Based on Data obtained from Nebraska Administrative Office of the Courts and Probation;

Nebraska Judicial Branch Juvenile Justice System Statistical Annual Report (2019, 2020, 2021, 2022).

7. Nebraska Crime Commission.

8. U.S. Census Bureau, 2023 American Community Survey 5-year Estimates, Table B14003.

9. Nebraska Department of Education.

10. Nebraska Department of Health and Human Services.

11. Feeding America, Map the Meal Gap 2022, Child Food Insecurity in Nebraska by County.

12. U.S. Census Bureau, 2023 American Community Survey 5-year Estimates, Table B17024.

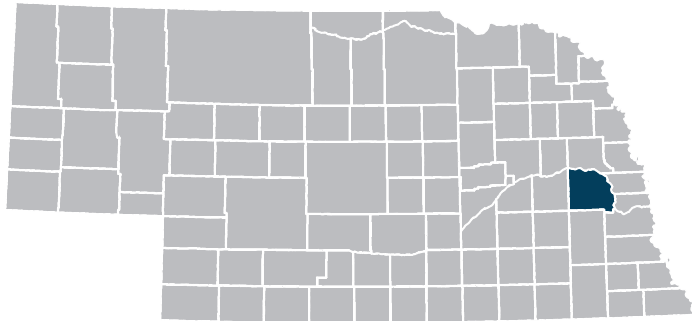
13. U.S. Census Bureau, 2023 American Community Survey 5-year Estimates, Table S1701.

14. U.S. Census Bureau, 2023 American Community Survey 5-year Estimates, Table B25115.

15. U.S. Census Bureau, 2023 American Community Survey 5-year Estimates, Table B17001B-1.

2024 COUNTY DATA FACT SHEET

COUNTY: **SAUNDERS**



23,463

TOTAL
POPULATION¹

6,330

CHILD POPULATION
(19 & UNDER)¹



HEALTH

2%

CHILDREN UNINSURED²

15%

CHILDREN ENROLLED
IN PUBLIC HEALTH
INSURANCE³



CHILD WELFARE

3

NON-COURT CHILD
WELFARE SYSTEM
INVOLVEMENT
(RATE/1000)⁴

10

CHILD WELFARE
SYSTEM
INVOLVEMENT
(RATE/1000)⁴

6

CHILDREN RECEIVING OUT-OF-
HOME SERVICES (RATE/1000)⁴



JUVENILE JUSTICE

6

CHILDREN ON PROBATION
(RATE/1000)⁵

77

FEES AND FINES PER
JUVENILE CASE (RATE/100)⁶

17

ARRESTS (RATE/1000)⁷



EDUCATION

45%

3- & 4-YEAR OLDS
ENROLLED IN
SCHOOL⁸

96%

HIGH
SCHOOLERS
GRADUATING
IN 4-YEARS⁹

73%

NSCAS 3RD
GRADE
READING
PROFICIENCY⁹

66

CAPACITY OF LICENSED CHILD CARE
FACILITY PER 100 CHILDREN UNDER 6
WITH ALL AVAILABLE PARENTS WORKING¹⁰



ECONOMIC STABILITY

53%

FOOD INSECURE CHILDREN
IN HOUSEHOLDS WITH
INCOMES BELOW 185
FEDERAL POVERTY LINE¹¹

22%

CHILDREN IN LOW-
INCOME FAMILIES
(UNDER 200% OF FEDERAL
POVERTY LINE)¹²

6%

CHILDREN IN
POVERTY¹³

15%

CHILD FOOD
INSECURITY RATE¹¹

86%

FAMILIES WITH
CHILDREN WHO
OWN THEIR HOME¹⁴

22%

CHILDREN
OF COLOR IN
POVERTY¹⁵

1. U.S. Census Bureau, Annual County Resident Population Estimates by Selected Age Groups and Sex: April 1, 2020 to July 1, 2023.

2. U.S. Census Bureau, 2023 American Community Survey 5-year Estimates, Table B27001.

3. U.S. Census Bureau, 2023 American Community Survey 5-year Estimates, Table B27003.

4. Nebraska Department of Health and Human Services; U.S. Census Bureau, Annual County Resident Population Estimates by Selected Age Groups and Sex: April 1, 2020 to July 1, 2023.

5. Nebraska Administrative Office of the Courts and Probation.

6. Based on Data obtained from Nebraska Administrative Office of the Courts and Probation;

Nebraska Judicial Branch Juvenile Justice System Statistical Annual Report (2019, 2020, 2021, 2022).

7. Nebraska Crime Commission.

8. U.S. Census Bureau, 2023 American Community Survey 5-year Estimates, Table B14003.

9. Nebraska Department of Education.

10. Nebraska Department of Health and Human Services.

11. Feeding America, Map the Meal Gap 2022, Child Food Insecurity in Nebraska by County.

12. U.S. Census Bureau, 2023 American Community Survey 5-year Estimates, Table B17024.

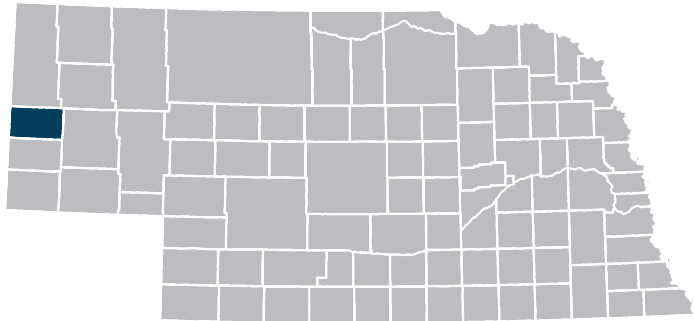
13. U.S. Census Bureau, 2023 American Community Survey 5-year Estimates, Table S1701.

14. U.S. Census Bureau, 2023 American Community Survey 5-year Estimates, Table B25115.

15. U.S. Census Bureau, 2023 American Community Survey 5-year Estimates, Table B17001B-1.

2024 COUNTY DATA FACT SHEET

COUNTY: **SCOTTS BLUFF**



35,699

TOTAL
POPULATION¹

9,449

CHILD POPULATION
(19 & UNDER)¹



HEALTH

6%

CHILDREN UNINSURED²

38%

CHILDREN ENROLLED
IN PUBLIC HEALTH
INSURANCE³



CHILD WELFARE

8

NON-COURT CHILD
WELFARE SYSTEM
INVOLVEMENT
(RATE/1000)⁴

22

CHILD WELFARE
SYSTEM
INVOLVEMENT
(RATE/1000)⁴

13

CHILDREN RECEIVING OUT-OF-
HOME SERVICES (RATE/1000)⁴



JUVENILE JUSTICE

40

CHILDREN ON PROBATION
(RATE/1000)⁵

57

FEES AND FINES PER
JUVENILE CASE (RATE/100)⁶

6

ARRESTS (RATE/1000)⁷



EDUCATION

59%

3- & 4-YEAR OLDS
ENROLLED IN
SCHOOL⁸

87%

HIGH
SCHOOLERS
GRADUATING
IN 4-YEARS⁹

61%

NSCAS 3RD
GRADE
READING
PROFICIENCY⁹

69

CAPACITY OF LICENSED CHILD CARE
FACILITY PER 100 CHILDREN UNDER 6
WITH ALL AVAILABLE PARENTS WORKING¹⁰



ECONOMIC STABILITY

62%

FOOD INSECURE CHILDREN
IN HOUSEHOLDS WITH
INCOMES BELOW 185
FEDERAL POVERTY LINE¹¹

38%

CHILDREN IN LOW-
INCOME FAMILIES
(UNDER 200% OF FEDERAL
POVERTY LINE)¹²

19%

CHILDREN IN
POVERTY¹³

21%

CHILD FOOD
INSECURITY RATE¹¹

69%

FAMILIES WITH
CHILDREN WHO
OWN THEIR HOME¹⁴

33%

CHILDREN
OF COLOR IN
POVERTY¹⁵

1. U.S. Census Bureau, Annual County Resident Population Estimates by Selected Age Groups and Sex: April 1, 2020 to July 1, 2023.

2. U.S. Census Bureau, 2023 American Community Survey 5-year Estimates, Table B27001.

3. U.S. Census Bureau, 2023 American Community Survey 5-year Estimates, Table B27003.

4. Nebraska Department of Health and Human Services; U.S. Census Bureau, Annual County Resident Population Estimates by Selected Age Groups and Sex: April 1, 2020 to July 1, 2023.

5. Nebraska Administrative Office of the Courts and Probation.

6. Based on Data obtained from Nebraska Administrative Office of the Courts and Probation;

Nebraska Judicial Branch Juvenile Justice System Statistical Annual Report (2019, 2020, 2021, 2022).

7. Nebraska Crime Commission.

8. U.S. Census Bureau, 2023 American Community Survey 5-year Estimates, Table B14003.

9. Nebraska Department of Education.

10. Nebraska Department of Health and Human Services.

11. Feeding America, Map the Meal Gap 2022, Child Food Insecurity in Nebraska by County.

12. U.S. Census Bureau, 2023 American Community Survey 5-year Estimates, Table B17024.

13. U.S. Census Bureau, 2023 American Community Survey 5-year Estimates, Table S1701.

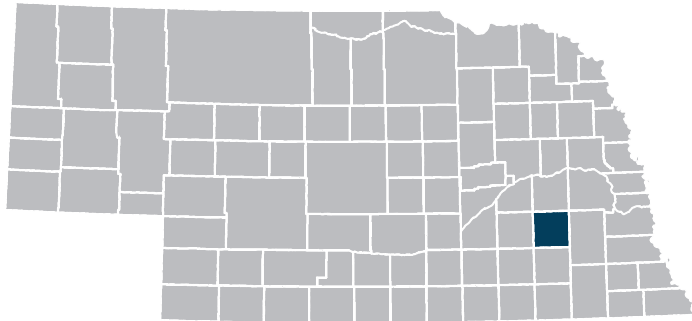
14. U.S. Census Bureau, 2023 American Community Survey 5-year Estimates, Table B25115.

15. U.S. Census Bureau, 2023 American Community Survey 5-year Estimates, Table B17001B-1.

2024 COUNTY DATA FACT SHEET



COUNTY: **SEWARD**



17,671

TOTAL
POPULATION¹

4,950

CHILD POPULATION
(19 & UNDER)¹



HEALTH

5%

CHILDREN UNINSURED²

15%

CHILDREN ENROLLED
IN PUBLIC HEALTH
INSURANCE³



CHILD WELFARE

6

NON-COURT CHILD
WELFARE SYSTEM
INVOLVEMENT
(RATE/1000)⁴

13

CHILD WELFARE
SYSTEM
INVOLVEMENT
(RATE/1000)⁴

5

CHILDREN RECEIVING OUT-OF-
HOME SERVICES (RATE/1000)⁴



JUVENILE JUSTICE

10

CHILDREN ON PROBATION
(RATE/1000)⁵

47

FEES AND FINES PER
JUVENILE CASE (RATE/100)⁶

5

ARRESTS (RATE/1000)⁷



EDUCATION

49%

3- & 4-YEAR OLDS
ENROLLED IN
SCHOOL⁸

97%

HIGH
SCHOOLERS
GRADUATING
IN 4-YEARS⁹

64%

NSCAS 3RD
GRADE
READING
PROFICIENCY⁹

86

CAPACITY OF LICENSED CHILD CARE
FACILITY PER 100 CHILDREN UNDER 6
WITH ALL AVAILABLE PARENTS WORKING¹⁰



ECONOMIC STABILITY

55%

FOOD INSECURE CHILDREN
IN HOUSEHOLDS WITH
INCOMES BELOW 185
FEDERAL POVERTY LINE¹¹

24%

CHILDREN IN LOW-
INCOME FAMILIES
(UNDER 200% OF FEDERAL
POVERTY LINE)¹²

6%

CHILDREN IN
POVERTY¹³

16%

CHILD FOOD
INSECURITY RATE¹¹

72%

FAMILIES WITH
CHILDREN WHO
OWN THEIR HOME¹⁴

14%

CHILDREN
OF COLOR IN
POVERTY¹⁵

1. U.S. Census Bureau, Annual County Resident Population Estimates by Selected Age Groups and Sex: April 1, 2020 to July 1, 2023.

2. U.S. Census Bureau, 2023 American Community Survey 5-year Estimates, Table B27001.

3. U.S. Census Bureau, 2023 American Community Survey 5-year Estimates, Table B27003.

4. Nebraska Department of Health and Human Services; U.S. Census Bureau, Annual County Resident Population Estimates by Selected Age Groups and Sex: April 1, 2020 to July 1, 2023.

5. Nebraska Administrative Office of the Courts and Probation.

6. Based on Data obtained from Nebraska Administrative Office of the Courts and Probation;

Nebraska Judicial Branch Juvenile Justice System Statistical Annual Report (2019, 2020, 2021, 2022).

7. Nebraska Crime Commission.

8. U.S. Census Bureau, 2023 American Community Survey 5-year Estimates, Table B14003.

9. Nebraska Department of Education.

10. Nebraska Department of Health and Human Services.

11. Feeding America, Map the Meal Gap 2022, Child Food Insecurity in Nebraska by County.

12. U.S. Census Bureau, 2023 American Community Survey 5-year Estimates, Table B17024.

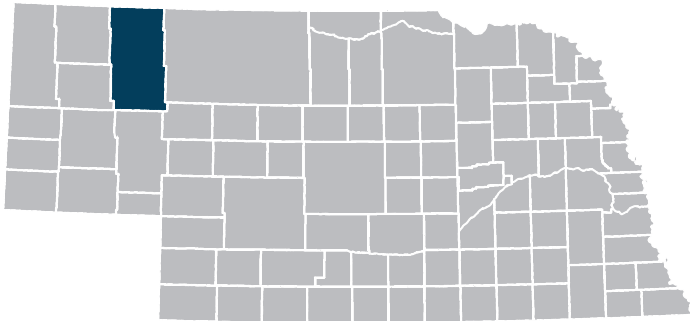
13. U.S. Census Bureau, 2023 American Community Survey 5-year Estimates, Table S1701.

14. U.S. Census Bureau, 2023 American Community Survey 5-year Estimates, Table B25115.

15. U.S. Census Bureau, 2023 American Community Survey 5-year Estimates, Table B17001B-1.

2024 COUNTY DATA FACT SHEET

COUNTY: **SHERIDAN**



4,928

TOTAL
POPULATION¹

1,144

CHILD POPULATION
(19 & UNDER)¹



HEALTH

10%

CHILDREN UNINSURED²

35%

CHILDREN ENROLLED
IN PUBLIC HEALTH
INSURANCE³



CHILD WELFARE

8

NON-COURT CHILD
WELFARE SYSTEM
INVOLVEMENT
(RATE/1000)⁴

23

CHILD WELFARE
SYSTEM
INVOLVEMENT
(RATE/1000)⁴

10

CHILDREN RECEIVING OUT-OF-
HOME SERVICES (RATE/1000)⁴



JUVENILE JUSTICE

5

CHILDREN ON PROBATION
(RATE/1000)⁵

106

FEES AND FINES PER
JUVENILE CASE (RATE/100)⁶

30

ARRESTS (RATE/1000)⁷



EDUCATION

37%

3- & 4-YEAR OLDS
ENROLLED IN
SCHOOL⁸

88%

HIGH
SCHOOLERS
GRADUATING
IN 4-YEARS⁹

71%

NSCAS 3RD
GRADE
READING
PROFICIENCY⁹

72

CAPACITY OF LICENSED CHILD CARE
FACILITY PER 100 CHILDREN UNDER 6
WITH ALL AVAILABLE PARENTS WORKING¹⁰



ECONOMIC STABILITY

67%

FOOD INSECURE CHILDREN
IN HOUSEHOLDS WITH
INCOMES BELOW 185
FEDERAL POVERTY LINE¹¹

39%

CHILDREN IN LOW-
INCOME FAMILIES
(UNDER 200% OF FEDERAL
POVERTY LINE)¹²

14%

CHILDREN IN
POVERTY¹³

22%

CHILD FOOD
INSECURITY RATE¹¹

67%

FAMILIES WITH
CHILDREN WHO
OWN THEIR HOME¹⁴

28%

CHILDREN
OF COLOR IN
POVERTY¹⁵

1. U.S. Census Bureau, Annual County Resident Population Estimates by Selected Age Groups and Sex: April 1, 2020 to July 1, 2023.

2. U.S. Census Bureau, 2023 American Community Survey 5-year Estimates, Table B27001.

3. U.S. Census Bureau, 2023 American Community Survey 5-year Estimates, Table B27003.

4. Nebraska Department of Health and Human Services; U.S. Census Bureau, Annual County Resident Population Estimates by Selected Age Groups and Sex: April 1, 2020 to July 1, 2023.

5. Nebraska Administrative Office of the Courts and Probation.

6. Based on Data obtained from Nebraska Administrative Office of the Courts and Probation;

Nebraska Judicial Branch Juvenile Justice System Statistical Annual Report (2019, 2020, 2021, 2022).

7. Nebraska Crime Commission.

8. U.S. Census Bureau, 2023 American Community Survey 5-year Estimates, Table B14003.

9. Nebraska Department of Education.

10. Nebraska Department of Health and Human Services.

11. Feeding America, Map the Meal Gap 2022, Child Food Insecurity in Nebraska by County.

12. U.S. Census Bureau, 2023 American Community Survey 5-year Estimates, Table B17024.

13. U.S. Census Bureau, 2023 American Community Survey 5-year Estimates, Table S1701.

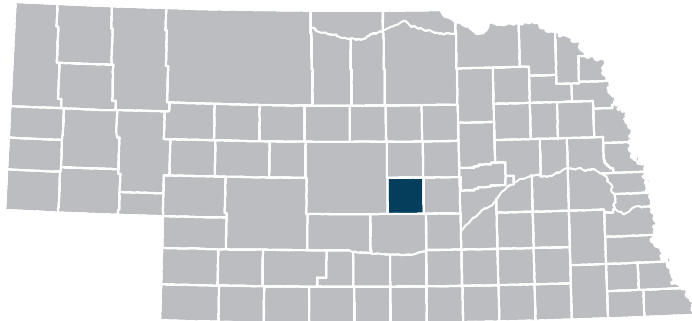
14. U.S. Census Bureau, 2023 American Community Survey 5-year Estimates, Table B25115.

15. U.S. Census Bureau, 2023 American Community Survey 5-year Estimates, Table B17001B-1.

2024 COUNTY DATA FACT SHEET



COUNTY: **SHERMAN**



2,983

TOTAL
POPULATION¹

710

CHILD POPULATION
(19 & UNDER)¹



HEALTH

4%

CHILDREN UNINSURED²

41%

CHILDREN ENROLLED
IN PUBLIC HEALTH
INSURANCE³



CHILD WELFARE

10

NON-COURT CHILD
WELFARE SYSTEM
INVOLVEMENT
(RATE/1000)⁴

24

CHILD WELFARE
SYSTEM
INVOLVEMENT
(RATE/1000)⁴

13

CHILDREN RECEIVING OUT-OF-
HOME SERVICES (RATE/1000)⁴



JUVENILE JUSTICE

22

CHILDREN ON PROBATION
(RATE/1000)⁵

19

FEES AND FINES PER
JUVENILE CASE (RATE/100)⁶

0

ARRESTS (RATE/1000)⁷



EDUCATION

44%

3- & 4-YEAR OLDS
ENROLLED IN
SCHOOL⁸

96%

HIGH
SCHOOLERS
GRADUATING
IN 4-YEARS⁹

68%

NSCAS 3RD
GRADE
READING
PROFICIENCY⁹

16

CAPACITY OF LICENSED CHILD CARE
FACILITY PER 100 CHILDREN UNDER 6
WITH ALL AVAILABLE PARENTS WORKING¹⁰



ECONOMIC STABILITY

74%

FOOD INSECURE CHILDREN
IN HOUSEHOLDS WITH
INCOMES BELOW 185
FEDERAL POVERTY LINE¹¹

42%

CHILDREN IN LOW-
INCOME FAMILIES
(UNDER 200% OF FEDERAL
POVERTY LINE)¹²

10%

CHILDREN IN
POVERTY¹³

21%

CHILD FOOD
INSECURITY RATE¹¹

79%

FAMILIES WITH
CHILDREN WHO
OWN THEIR HOME¹⁴

1%

CHILDREN
OF COLOR IN
POVERTY¹⁵

1. U.S. Census Bureau, Annual County Resident Population Estimates by Selected Age Groups and Sex: April 1, 2020 to July 1, 2023.

2. U.S. Census Bureau, 2023 American Community Survey 5-year Estimates, Table B27001.

3. U.S. Census Bureau, 2023 American Community Survey 5-year Estimates, Table B27003.

4. Nebraska Department of Health and Human Services; U.S. Census Bureau, Annual County Resident Population Estimates by Selected Age Groups and Sex: April 1, 2020 to July 1, 2023.

5. Nebraska Administrative Office of the Courts and Probation.

6. Based on Data obtained from Nebraska Administrative Office of the Courts and Probation;

Nebraska Judicial Branch Juvenile Justice System Statistical Annual Report (2019, 2020, 2021, 2022).

7. Nebraska Crime Commission.

8. U.S. Census Bureau, 2023 American Community Survey 5-year Estimates, Table B14003.

9. Nebraska Department of Education.

10. Nebraska Department of Health and Human Services.

11. Feeding America, Map the Meal Gap 2022, Child Food Insecurity in Nebraska by County.

12. U.S. Census Bureau, 2023 American Community Survey 5-year Estimates, Table B17024.

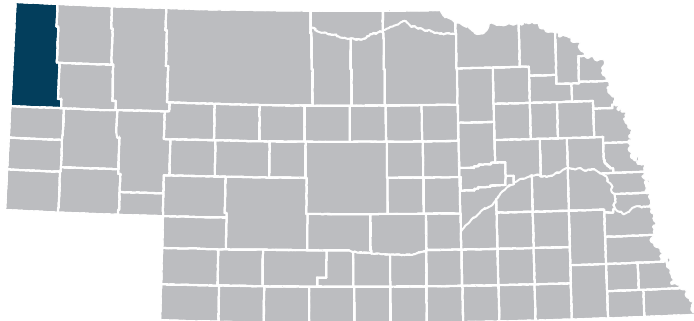
13. U.S. Census Bureau, 2023 American Community Survey 5-year Estimates, Table S1701.

14. U.S. Census Bureau, 2023 American Community Survey 5-year Estimates, Table B25115.

15. U.S. Census Bureau, 2023 American Community Survey 5-year Estimates, Table B17001B-1.

2024 COUNTY DATA FACT SHEET

COUNTY: **SIOUX**



1,154

TOTAL
POPULATION¹

228

CHILD POPULATION
(19 & UNDER)¹



HEALTH

19%

CHILDREN UNINSURED²

29%

CHILDREN ENROLLED
IN PUBLIC HEALTH
INSURANCE³



CHILD WELFARE

0

NON-COURT CHILD
WELFARE SYSTEM
INVOLVEMENT
(RATE/1000)⁴

0

CHILD WELFARE
SYSTEM
INVOLVEMENT
(RATE/1000)⁴

0

CHILDREN RECEIVING OUT-OF-
HOME SERVICES (RATE/1000)⁴



JUVENILE JUSTICE

0

CHILDREN ON PROBATION
(RATE/1000)⁵

N/A

FEES AND FINES PER
JUVENILE CASE (RATE/100)⁶

0

ARRESTS (RATE/1000)⁷



EDUCATION

0%

3- & 4-YEAR OLDS
ENROLLED IN
SCHOOL⁸

HIGH
SCHOOLERS
GRADUATING
IN 4-YEARS⁹

NSCAS 3RD
GRADE
READING
PROFICIENCY⁹

0

CAPACITY OF LICENSED CHILD CARE
FACILITY PER 100 CHILDREN UNDER 6
WITH ALL AVAILABLE PARENTS WORKING¹⁰



ECONOMIC STABILITY

100%

FOOD INSECURE CHILDREN
IN HOUSEHOLDS WITH
INCOMES BELOW 185
FEDERAL POVERTY LINE¹¹

59%

CHILDREN IN LOW-
INCOME FAMILIES
(UNDER 200% OF FEDERAL
POVERTY LINE)¹²

6%

CHILDREN IN
POVERTY¹³

26%

CHILD FOOD
INSECURITY RATE¹¹

23%

FAMILIES WITH
CHILDREN WHO
OWN THEIR HOME¹⁴

13%

CHILDREN
OF COLOR IN
POVERTY¹⁵

*Data suppressed
N/A Not available

1. U.S. Census Bureau, Annual County Resident Population Estimates by Selected Age Groups and Sex: April 1, 2020 to July 1, 2023.

2. U.S. Census Bureau, 2023 American Community Survey 5-year Estimates, Table B27001.

3. U.S. Census Bureau, 2023 American Community Survey 5-year Estimates, Table B27003.

4. Nebraska Department of Health and Human Services; U.S. Census Bureau, Annual County Resident Population Estimates by Selected Age Groups and Sex: April 1, 2020 to July 1, 2023.

5. Nebraska Administrative Office of the Courts and Probation.

6. Based on Data obtained from Nebraska Administrative Office of the Courts and Probation;

Nebraska Judicial Branch Juvenile Justice System Statistical Annual Report (2019, 2020, 2021, 2022).

7. Nebraska Crime Commission.

8. U.S. Census Bureau, 2023 American Community Survey 5-year Estimates, Table B14003.

9. Nebraska Department of Education.

10. Nebraska Department of Health and Human Services.

11. Feeding America, Map the Meal Gap 2022, Child Food Insecurity in Nebraska by County.

12. U.S. Census Bureau, 2023 American Community Survey 5-year Estimates, Table B17024.

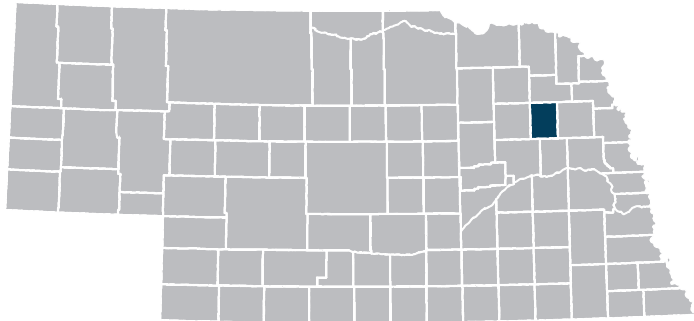
13. U.S. Census Bureau, 2023 American Community Survey 5-year Estimates, Table S1701.

14. U.S. Census Bureau, 2023 American Community Survey 5-year Estimates, Table B25115.

15. U.S. Census Bureau, 2023 American Community Survey 5-year Estimates, Table B17001B-I.

2024 COUNTY DATA FACT SHEET

COUNTY: **STANTON**



5,856

TOTAL
POPULATION ¹

1,528

CHILD POPULATION
(19 & UNDER) ¹



HEALTH

7%

CHILDREN UNINSURED ²

18%

CHILDREN ENROLLED
IN PUBLIC HEALTH
INSURANCE ³



CHILD WELFARE

NON-COURT CHILD
WELFARE SYSTEM
INVOLVEMENT
(RATE/1000) ⁴

7

CHILD WELFARE
SYSTEM
INVOLVEMENT
(RATE/1000) ⁴

5

CHILDREN RECEIVING OUT-OF-
HOME SERVICES (RATE/1000) ⁴



JUVENILE JUSTICE

28

CHILDREN ON PROBATION
(RATE/1000) ⁵

53

FEES AND FINES PER
JUVENILE CASE (RATE/100) ⁶

26

ARRESTS (RATE/1000) ⁷



EDUCATION

65%

3- & 4-YEAR OLDS
ENROLLED IN
SCHOOL ⁸

88%

HIGH
SCHOOLERS
GRADUATING
IN 4-YEARS ⁹

81%

NCSAS 3RD
GRADE
READING
PROFICIENCY ⁹

10

CAPACITY OF LICENSED CHILD CARE
FACILITY PER 100 CHILDREN UNDER 6
WITH ALL AVAILABLE PARENTS WORKING ¹⁰



ECONOMIC STABILITY

48%

FOOD INSECURE CHILDREN
IN HOUSEHOLDS WITH
INCOMES BELOW 185
FEDERAL POVERTY LINE ¹¹

20%

CHILDREN IN LOW-
INCOME FAMILIES
(UNDER 200% OF FEDERAL
POVERTY LINE) ¹²

6%

CHILDREN IN
POVERTY ¹³

16%

CHILD FOOD
INSECURITY RATE ¹¹

74%

FAMILIES WITH
CHILDREN WHO
OWN THEIR HOME ¹⁴

5%

CHILDREN
OF COLOR IN
POVERTY ¹⁵

*Data suppressed

1. U.S. Census Bureau, Annual County Resident Population Estimates by Selected Age Groups and Sex: April 1, 2020 to July 1, 2023.

2. U.S. Census Bureau, 2023 American Community Survey 5-year Estimates, Table B27001.

3. U.S. Census Bureau, 2023 American Community Survey 5-year Estimates, Table B27003.

4. Nebraska Department of Health and Human Services; U.S. Census Bureau, Annual County Resident Population Estimates by Selected Age Groups and Sex: April 1, 2020 to July 1, 2023.

5. Nebraska Administrative Office of the Courts and Probation.

6. Based on Data obtained from Nebraska Administrative Office of the Courts and Probation; Nebraska Judicial Branch Juvenile Justice System Statistical Annual Report (2019, 2020, 2021, 2022).

7. Nebraska Crime Commission.

8. U.S. Census Bureau, 2023 American Community Survey 5-year Estimates, Table B14003.

9. Nebraska Department of Education.

10. Nebraska Department of Health and Human Services.

11. Feeding America, Map the Meal Gap 2022, Child Food Insecurity in Nebraska by County.

12. U.S. Census Bureau, 2023 American Community Survey 5-year Estimates, Table B17024.

13. U.S. Census Bureau, 2023 American Community Survey 5-year Estimates, Table S1701.

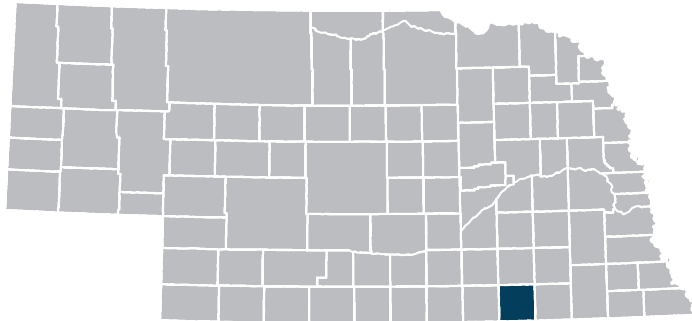
14. U.S. Census Bureau, 2023 American Community Survey 5-year Estimates, Table B25115.

15. U.S. Census Bureau, 2023 American Community Survey 5-year Estimates, Table B17001B-I.

2024 COUNTY DATA FACT SHEET



COUNTY: **THAYER**



4,829

TOTAL
POPULATION¹

1,209

CHILD POPULATION
(19 & UNDER)¹



HEALTH

5%

CHILDREN UNINSURED²

37%

CHILDREN ENROLLED
IN PUBLIC HEALTH
INSURANCE³



CHILD WELFARE

9

NON-COURT CHILD
WELFARE SYSTEM
INVOLVEMENT
(RATE/1000)⁴

15

CHILD WELFARE
SYSTEM
INVOLVEMENT
(RATE/1000)⁴

7

CHILDREN RECEIVING OUT-OF-
HOME SERVICES (RATE/1000)⁴



JUVENILE JUSTICE

2

CHILDREN ON PROBATION
(RATE/1000)⁵

93

FEES AND FINES PER
JUVENILE CASE (RATE/100)⁶

6

ARRESTS (RATE/1000)⁷



EDUCATION

61%

3- & 4-YEAR OLDS
ENROLLED IN
SCHOOL⁸

93%

HIGH
SCHOOLERS
GRADUATING
IN 4-YEARS⁹

74%

NSCAS 3RD
GRADE
READING
PROFICIENCY⁹

71

CAPACITY OF LICENSED CHILD CARE
FACILITY PER 100 CHILDREN UNDER 6
WITH ALL AVAILABLE PARENTS WORKING¹⁰



ECONOMIC STABILITY

73%

FOOD INSECURE CHILDREN
IN HOUSEHOLDS WITH
INCOMES BELOW 185
FEDERAL POVERTY LINE¹¹

47%

CHILDREN IN LOW-
INCOME FAMILIES
(UNDER 200% OF FEDERAL
POVERTY LINE)¹²

8%

CHILDREN IN
POVERTY¹³

18%

CHILD FOOD
INSECURITY RATE¹¹

75%

FAMILIES WITH
CHILDREN WHO
OWN THEIR HOME¹⁴

15%

CHILDREN
OF COLOR IN
POVERTY¹⁵

1. U.S. Census Bureau, Annual County Resident Population Estimates by Selected Age Groups and Sex: April 1, 2020 to July 1, 2023.

2. U.S. Census Bureau, 2023 American Community Survey 5-year Estimates, Table B27001.

3. U.S. Census Bureau, 2023 American Community Survey 5-year Estimates, Table B27003.

4. Nebraska Department of Health and Human Services; U.S. Census Bureau, Annual County Resident Population Estimates by Selected Age Groups and Sex: April 1, 2020 to July 1, 2023.

5. Nebraska Administrative Office of the Courts and Probation.

6. Based on Data obtained from Nebraska Administrative Office of the Courts and Probation;

Nebraska Judicial Branch Juvenile Justice System Statistical Annual Report (2019, 2020, 2021, 2022).

7. Nebraska Crime Commission.

8. U.S. Census Bureau, 2023 American Community Survey 5-year Estimates, Table B14003.

9. Nebraska Department of Education.

10. Nebraska Department of Health and Human Services.

11. Feeding America, Map the Meal Gap 2022, Child Food Insecurity in Nebraska by County.

12. U.S. Census Bureau, 2023 American Community Survey 5-year Estimates, Table B17024.

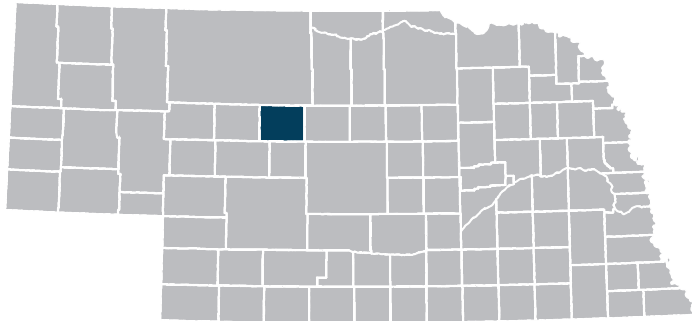
13. U.S. Census Bureau, 2023 American Community Survey 5-year Estimates, Table S1701.

14. U.S. Census Bureau, 2023 American Community Survey 5-year Estimates, Table B25115.

15. U.S. Census Bureau, 2023 American Community Survey 5-year Estimates, Table B17001B-1.

2024 COUNTY DATA FACT SHEET

COUNTY: **THOMAS**



677

TOTAL
POPULATION¹

169

CHILD POPULATION
(19 & UNDER)¹



HEALTH

13%

CHILDREN UNINSURED²

19%

CHILDREN ENROLLED
IN PUBLIC HEALTH
INSURANCE³



CHILD WELFARE

47

NON-COURT CHILD
WELFARE SYSTEM
INVOLVEMENT
(RATE/1000)⁴

77

CHILD WELFARE
SYSTEM
INVOLVEMENT
(RATE/1000)⁴

*

CHILDREN RECEIVING OUT-OF-
HOME SERVICES (RATE/1000)⁴



JUVENILE JUSTICE

0

CHILDREN ON PROBATION
(RATE/1000)⁵

0

FEES AND FINES PER
JUVENILE CASE (RATE/100)⁶

0

ARRESTS (RATE/1000)⁷



EDUCATION

86%

3- & 4-YEAR OLDS
ENROLLED IN
SCHOOL⁸

*

HIGH
SCHOOLERS
GRADUATING
IN 4-YEARS⁹

*

NSCAS 3RD
GRADE
READING
PROFICIENCY⁹

0

CAPACITY OF LICENSED CHILD CARE
FACILITY PER 100 CHILDREN UNDER 6
WITH ALL AVAILABLE PARENTS WORKING¹⁰



ECONOMIC STABILITY

30%

FOOD INSECURE CHILDREN
IN HOUSEHOLDS WITH
INCOMES BELOW 185
FEDERAL POVERTY LINE¹¹

15%

CHILDREN IN LOW-
INCOME FAMILIES
(UNDER 200% OF FEDERAL
POVERTY LINE)¹²

0%

CHILDREN IN
POVERTY¹³

23%

CHILD FOOD
INSECURITY RATE¹¹

56%

FAMILIES WITH
CHILDREN WHO
OWN THEIR HOME¹⁴

N/A

CHILDREN
OF COLOR IN
POVERTY¹⁵

*Data suppressed

N/A Not available

1. U.S. Census Bureau, Annual County Resident Population Estimates by Selected Age Groups and Sex: April 1, 2020 to July 1, 2023.

2. U.S. Census Bureau, 2023 American Community Survey 5-year Estimates, Table B27001.

3. U.S. Census Bureau, 2023 American Community Survey 5-year Estimates, Table B27003.

4. Nebraska Department of Health and Human Services; U.S. Census Bureau, Annual County Resident Population Estimates by Selected Age Groups and Sex: April 1, 2020 to July 1, 2023.

5. Nebraska Administrative Office of the Courts and Probation.

6. Based on Data obtained from Nebraska Administrative Office of the Courts and Probation;

Nebraska Judicial Branch Juvenile Justice System Statistical Annual Report (2019, 2020, 2021, 2022).

7. Nebraska Crime Commission.

8. U.S. Census Bureau, 2023 American Community Survey 5-year Estimates, Table B14003.

9. Nebraska Department of Education.

10. Nebraska Department of Health and Human Services.

11. Feeding America, Map the Meal Gap 2022, Child Food Insecurity in Nebraska by County.

12. U.S. Census Bureau, 2023 American Community Survey 5-year Estimates, Table B17024.

13. U.S. Census Bureau, 2023 American Community Survey 5-year Estimates, Table S1701.

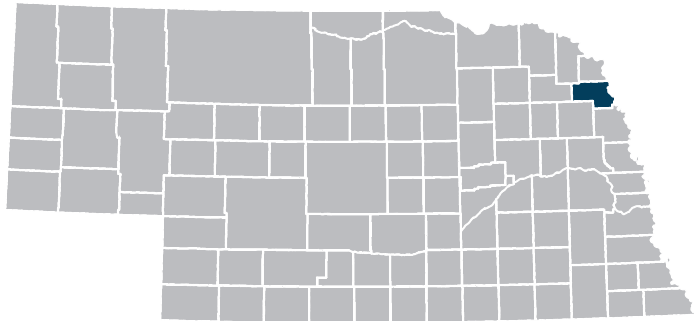
14. U.S. Census Bureau, 2023 American Community Survey 5-year Estimates, Table B25115.

15. U.S. Census Bureau, 2023 American Community Survey 5-year Estimates, Table B17001B-1.

2024 COUNTY DATA FACT SHEET



COUNTY: **THURSTON**



6,557

TOTAL
POPULATION¹

2,503

CHILD POPULATION
(19 & UNDER)¹



HEALTH

9%

CHILDREN UNINSURED²

57%

CHILDREN ENROLLED
IN PUBLIC HEALTH
INSURANCE³



CHILD WELFARE

4

NON-COURT CHILD
WELFARE SYSTEM
INVOLVEMENT
(RATE/1000)⁴

12

CHILD WELFARE
SYSTEM
INVOLVEMENT
(RATE/1000)⁴

8

CHILDREN RECEIVING OUT-OF-
HOME SERVICES (RATE/1000)⁴



JUVENILE JUSTICE

4

CHILDREN ON PROBATION
(RATE/1000)⁵

100

FEES AND FINES PER
JUVENILE CASE (RATE/100)⁶

0

ARRESTS (RATE/1000)⁷



EDUCATION

84%

3- & 4-YEAR OLDS
ENROLLED IN
SCHOOL⁸

76%

HIGH
SCHOOLERS
GRADUATING
IN 4-YEARS⁹

30%

NSCAS 3RD
GRADE
READING
PROFICIENCY⁹

95

CAPACITY OF LICENSED CHILD CARE
FACILITY PER 100 CHILDREN UNDER 6
WITH ALL AVAILABLE PARENTS WORKING¹⁰



ECONOMIC STABILITY

90%

FOOD INSECURE CHILDREN
IN HOUSEHOLDS WITH
INCOMES BELOW 185
FEDERAL POVERTY LINE¹¹

54%

CHILDREN IN LOW-
INCOME FAMILIES
(UNDER 200% OF FEDERAL
POVERTY LINE)¹²

23%

CHILDREN IN
POVERTY¹³

24%

CHILD FOOD
INSECURITY RATE¹¹

62%

FAMILIES WITH
CHILDREN WHO
OWN THEIR HOME¹⁴

29%

CHILDREN
OF COLOR IN
POVERTY¹⁵

1. U.S. Census Bureau, Annual County Resident Population Estimates by Selected Age Groups and Sex: April 1, 2020 to July 1, 2023.

2. U.S. Census Bureau, 2023 American Community Survey 5-year Estimates, Table B27001.

3. U.S. Census Bureau, 2023 American Community Survey 5-year Estimates, Table B27003.

4. Nebraska Department of Health and Human Services; U.S. Census Bureau, Annual County Resident Population Estimates by Selected Age Groups and Sex: April 1, 2020 to July 1, 2023.

5. Nebraska Administrative Office of the Courts and Probation.

6. Based on Data obtained from Nebraska Administrative Office of the Courts and Probation;

Nebraska Judicial Branch Juvenile Justice System Statistical Annual Report (2019, 2020, 2021, 2022).

7. Nebraska Crime Commission.

8. U.S. Census Bureau, 2023 American Community Survey 5-year Estimates, Table B14003.

9. Nebraska Department of Education.

10. Nebraska Department of Health and Human Services.

11. Feeding America, Map the Meal Gap 2022, Child Food Insecurity in Nebraska by County.

12. U.S. Census Bureau, 2023 American Community Survey 5-year Estimates, Table B17024.

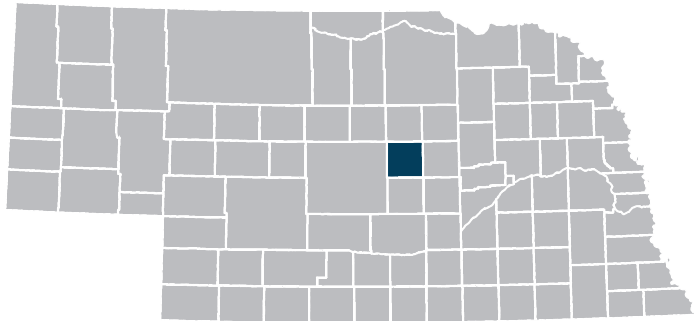
13. U.S. Census Bureau, 2023 American Community Survey 5-year Estimates, Table S1701.

14. U.S. Census Bureau, 2023 American Community Survey 5-year Estimates, Table B25115.

15. U.S. Census Bureau, 2023 American Community Survey 5-year Estimates, Table B17001B-1.

2024 COUNTY DATA FACT SHEET

COUNTY: **VALLEY**



4,012

TOTAL
POPULATION¹

1,015

CHILD POPULATION
(19 & UNDER)¹



HEALTH

3%

CHILDREN UNINSURED²

41%

CHILDREN ENROLLED
IN PUBLIC HEALTH
INSURANCE³



CHILD WELFARE

0

NON-COURT CHILD
WELFARE SYSTEM
INVOLVEMENT
(RATE/1000)⁴

24

CHILD WELFARE
SYSTEM
INVOLVEMENT
(RATE/1000)⁴

17

CHILDREN RECEIVING OUT-OF-
HOME SERVICES (RATE/1000)⁴



JUVENILE JUSTICE

13

CHILDREN ON PROBATION
(RATE/1000)⁵

60

FEES AND FINES PER
JUVENILE CASE (RATE/100)⁶

9

ARRESTS (RATE/1000)⁷



EDUCATION

35%

3- & 4-YEAR OLDS
ENROLLED IN
SCHOOL⁸

92%

HIGH
SCHOOLERS
GRADUATING
IN 4-YEARS⁹

53%

NSCAS 3RD
GRADE
READING
PROFICIENCY¹⁰

135

CAPACITY OF LICENSED CHILD CARE
FACILITY PER 100 CHILDREN UNDER 6
WITH ALL AVAILABLE PARENTS WORKING¹⁰



ECONOMIC STABILITY

70%

FOOD INSECURE CHILDREN
IN HOUSEHOLDS WITH
INCOMES BELOW 185
FEDERAL POVERTY LINE¹¹

35%

CHILDREN IN LOW-
INCOME FAMILIES
(UNDER 200% OF FEDERAL
POVERTY LINE)¹²

11%

CHILDREN IN
POVERTY¹³

18%

CHILD FOOD
INSECURITY RATE¹¹

84%

FAMILIES WITH
CHILDREN WHO
OWN THEIR HOME¹⁴

0%

CHILDREN
OF COLOR IN
POVERTY¹⁵

1. U.S. Census Bureau, Annual County Resident Population Estimates by Selected Age Groups and Sex: April 1, 2020 to July 1, 2023.

2. U.S. Census Bureau, 2023 American Community Survey 5-year Estimates, Table B27001.

3. U.S. Census Bureau, 2023 American Community Survey 5-year Estimates, Table B27003.

4. Nebraska Department of Health and Human Services; U.S. Census Bureau, Annual County Resident Population Estimates by Selected Age Groups and Sex: April 1, 2020 to July 1, 2023.

5. Nebraska Administrative Office of the Courts and Probation.

6. Based on Data obtained from Nebraska Administrative Office of the Courts and Probation;

Nebraska Judicial Branch Juvenile Justice System Statistical Annual Report (2019, 2020, 2021, 2022).

7. Nebraska Crime Commission.

8. U.S. Census Bureau, 2023 American Community Survey 5-year Estimates, Table B14003.

9. Nebraska Department of Education.

10. Nebraska Department of Health and Human Services.

11. Feeding America, Map the Meal Gap 2022, Child Food Insecurity in Nebraska by County.

12. U.S. Census Bureau, 2023 American Community Survey 5-year Estimates, Table B17024.

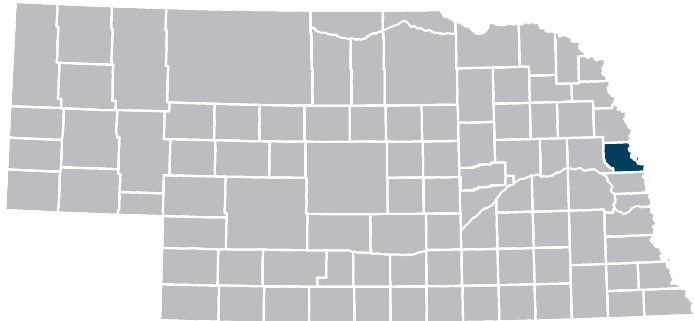
13. U.S. Census Bureau, 2023 American Community Survey 5-year Estimates, Table S1701.

14. U.S. Census Bureau, 2023 American Community Survey 5-year Estimates, Table B25115.

15. U.S. Census Bureau, 2023 American Community Survey 5-year Estimates, Table B17001B-1.

2024 COUNTY DATA FACT SHEET

COUNTY: **WASHINGTON**



21,152

TOTAL
POPULATION ¹

5,396

CHILD POPULATION
(19 & UNDER) ¹



HEALTH

4%

CHILDREN UNINSURED ²

12%

CHILDREN ENROLLED
IN PUBLIC HEALTH
INSURANCE ³



CHILD WELFARE

NON-COURT CHILD
WELFARE SYSTEM
INVOLVEMENT
(RATE/1000) ⁴

4

CHILD WELFARE
SYSTEM
INVOLVEMENT
(RATE/1000) ⁴

3

CHILDREN RECEIVING OUT-OF-
HOME SERVICES (RATE/1000) ⁴



JUVENILE JUSTICE

15

CHILDREN ON PROBATION
(RATE/1000) ⁵

83

FEES AND FINES PER
JUVENILE CASE (RATE/100) ⁶

9

ARRESTS (RATE/1000) ⁷



EDUCATION

54%

3- & 4-YEAR OLDS
ENROLLED IN
SCHOOL ⁸

96%

HIGH
SCHOOLERS
GRADUATING
IN 4-YEARS ⁹

76%

NCSAS 3RD
GRADE
READING
PROFICIENCY ⁹

71

CAPACITY OF LICENSED CHILD CARE
FACILITY PER 100 CHILDREN UNDER 6
WITH ALL AVAILABLE PARENTS WORKING ¹⁰



ECONOMIC STABILITY

46%

FOOD INSECURE CHILDREN
IN HOUSEHOLDS WITH
INCOMES BELOW 185
FEDERAL POVERTY LINE ¹¹

20%

CHILDREN IN LOW-
INCOME FAMILIES
(UNDER 200% OF FEDERAL
POVERTY LINE) ¹²

11%

CHILDREN IN
POVERTY ¹³

16%

CHILD FOOD
INSECURITY RATE ¹¹

81%

FAMILIES WITH
CHILDREN WHO
OWN THEIR HOME ¹⁴

20%

CHILDREN
OF COLOR IN
POVERTY ¹⁵

*Data suppressed

1. U.S. Census Bureau, Annual County Resident Population Estimates by Selected Age Groups and Sex: April 1, 2020 to July 1, 2023.

2. U.S. Census Bureau, 2023 American Community Survey 5-year Estimates, Table B27001.

3. U.S. Census Bureau, 2023 American Community Survey 5-year Estimates, Table B27003.

4. Nebraska Department of Health and Human Services; U.S. Census Bureau, Annual County Resident Population Estimates by Selected Age Groups and Sex: April 1, 2020 to July 1, 2023.

5. Nebraska Administrative Office of the Courts and Probation.

6. Based on Data obtained from Nebraska Administrative Office of the Courts and Probation; Nebraska Judicial Branch Juvenile Justice System Statistical Annual Report (2019, 2020, 2021, 2022).

7. Nebraska Crime Commission.

8. U.S. Census Bureau, 2023 American Community Survey 5-year Estimates, Table B14003.

9. Nebraska Department of Education.

10. Nebraska Department of Health and Human Services.

11. Feeding America, Map the Meal Gap 2022, Child Food Insecurity in Nebraska by County.

12. U.S. Census Bureau, 2023 American Community Survey 5-year Estimates, Table B17024.

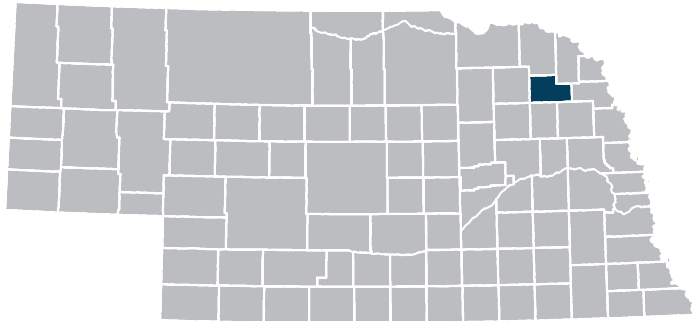
13. U.S. Census Bureau, 2023 American Community Survey 5-year Estimates, Table S1701.

14. U.S. Census Bureau, 2023 American Community Survey 5-year Estimates, Table B25115.

15. U.S. Census Bureau, 2023 American Community Survey 5-year Estimates, Table B17001B-I.

2024 COUNTY DATA FACT SHEET

COUNTY: **WAYNE**



9,874

TOTAL
POPULATION¹

2,910

CHILD POPULATION
(19 & UNDER)¹



HEALTH

6%

CHILDREN UNINSURED²

19%

CHILDREN ENROLLED
IN PUBLIC HEALTH
INSURANCE³



CHILD WELFARE

3

NON-COURT CHILD
WELFARE SYSTEM
INVOLVEMENT
(RATE/1000)⁴

11

CHILD WELFARE
SYSTEM
INVOLVEMENT
(RATE/1000)⁴

0

CHILDREN RECEIVING OUT-OF-
HOME SERVICES (RATE/1000)⁴



JUVENILE JUSTICE

10

CHILDREN ON PROBATION
(RATE/1000)⁵

47

FEES AND FINES PER
JUVENILE CASE (RATE/100)⁶

13

ARRESTS (RATE/1000)⁷



EDUCATION

20%

3- & 4-YEAR OLDS
ENROLLED IN
SCHOOL⁸

89%

HIGH
SCHOOLERS
GRADUATING
IN 4-YEARS⁹

58%

NSCAS 3RD
GRADE
READING
PROFICIENCY⁹

81

CAPACITY OF LICENSED CHILD CARE
FACILITY PER 100 CHILDREN UNDER 6
WITH ALL AVAILABLE PARENTS WORKING¹⁰



ECONOMIC STABILITY

41%

FOOD INSECURE CHILDREN
IN HOUSEHOLDS WITH
INCOMES BELOW 185
FEDERAL POVERTY LINE¹¹

27%

CHILDREN IN LOW-
INCOME FAMILIES
(UNDER 200% OF FEDERAL
POVERTY LINE)¹²

8%

CHILDREN IN
POVERTY¹³

18%

CHILD FOOD
INSECURITY RATE¹¹

81%

FAMILIES WITH
CHILDREN WHO
OWN THEIR HOME¹⁴

1%

CHILDREN
OF COLOR IN
POVERTY¹⁵

1. U.S. Census Bureau, Annual County Resident Population Estimates by Selected Age Groups and Sex: April 1, 2020 to July 1, 2023.

2. U.S. Census Bureau, 2023 American Community Survey 5-year Estimates, Table B27001.

3. U.S. Census Bureau, 2023 American Community Survey 5-year Estimates, Table B27003.

4. Nebraska Department of Health and Human Services; U.S. Census Bureau, Annual County Resident Population Estimates by Selected Age Groups and Sex: April 1, 2020 to July 1, 2023.

5. Nebraska Administrative Office of the Courts and Probation.

6. Based on Data obtained from Nebraska Administrative Office of the Courts and Probation;

Nebraska Judicial Branch Juvenile Justice System Statistical Annual Report (2019, 2020, 2021, 2022).

7. Nebraska Crime Commission.

8. U.S. Census Bureau, 2023 American Community Survey 5-year Estimates, Table B14003.

9. Nebraska Department of Education.

10. Nebraska Department of Health and Human Services.

11. Feeding America, Map the Meal Gap 2022, Child Food Insecurity in Nebraska by County.

12. U.S. Census Bureau, 2023 American Community Survey 5-year Estimates, Table B17024.

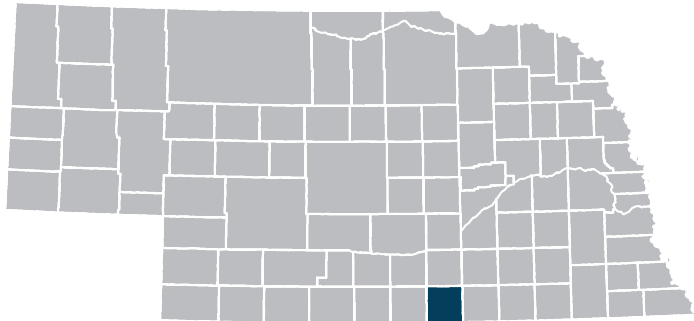
13. U.S. Census Bureau, 2023 American Community Survey 5-year Estimates, Table S1701.

14. U.S. Census Bureau, 2023 American Community Survey 5-year Estimates, Table B25115.

15. U.S. Census Bureau, 2023 American Community Survey 5-year Estimates, Table B17001B-1.

2024 COUNTY DATA FACT SHEET

COUNTY: **WEBSTER**



3,351

TOTAL
POPULATION ¹

837

CHILD POPULATION
(19 & UNDER) ¹



HEALTH

3%

CHILDREN UNINSURED ²

28%

CHILDREN ENROLLED
IN PUBLIC HEALTH
INSURANCE ³



CHILD WELFARE

*

NON-COURT CHILD
WELFARE SYSTEM
INVOLVEMENT
(RATE/1000) ⁴

7

CHILD WELFARE
SYSTEM
INVOLVEMENT
(RATE/1000) ⁴

*

CHILDREN RECEIVING OUT-OF-
HOME SERVICES (RATE/1000) ⁴



JUVENILE JUSTICE

14

CHILDREN ON PROBATION
(RATE/1000) ⁵

60

FEES AND FINES PER
JUVENILE CASE (RATE/100) ⁶

0

ARRESTS (RATE/1000) ⁷



EDUCATION

62%

3- & 4-YEAR OLDS
ENROLLED IN
SCHOOL ⁸

98%

HIGH
SCHOOLERS
GRADUATING
IN 4-YEARS ⁹

73%

NCSAS 3RD
GRADE
READING
PROFICIENCY ⁹

49

CAPACITY OF LICENSED CHILD CARE
FACILITY PER 100 CHILDREN UNDER 6
WITH ALL AVAILABLE PARENTS WORKING ¹⁰



ECONOMIC STABILITY

84%

FOOD INSECURE CHILDREN
IN HOUSEHOLDS WITH
INCOMES BELOW 185
FEDERAL POVERTY LINE ¹¹

42%

CHILDREN IN LOW-
INCOME FAMILIES
(UNDER 200% OF FEDERAL
POVERTY LINE) ¹²

9%

CHILDREN IN
POVERTY ¹³

17%

CHILD FOOD
INSECURITY RATE ¹¹

80%

FAMILIES WITH
CHILDREN WHO
OWN THEIR HOME ¹⁴

22%

CHILDREN
OF COLOR IN
POVERTY ¹⁵

*Data suppressed

1. U.S. Census Bureau, Annual County Resident Population Estimates by Selected Age Groups and Sex: April 1, 2020 to July 1, 2023.

2. U.S. Census Bureau, 2023 American Community Survey 5-year Estimates, Table B27001.

3. U.S. Census Bureau, 2023 American Community Survey 5-year Estimates, Table B27003.

4. Nebraska Department of Health and Human Services; U.S. Census Bureau, Annual County Resident Population Estimates by Selected Age Groups and Sex: April 1, 2020 to July 1, 2023.

5. Nebraska Administrative Office of the Courts and Probation.

6. Based on Data obtained from Nebraska Administrative Office of the Courts and Probation; Nebraska Judicial Branch Juvenile Justice System Statistical Annual Report (2019, 2020, 2021, 2022).

7. Nebraska Crime Commission.

8. U.S. Census Bureau, 2023 American Community Survey 5-year Estimates, Table B14003.

9. Nebraska Department of Education.

10. Nebraska Department of Health and Human Services.

11. Feeding America, Map the Meal Gap 2022, Child Food Insecurity in Nebraska by County.

12. U.S. Census Bureau, 2023 American Community Survey 5-year Estimates, Table B17024.

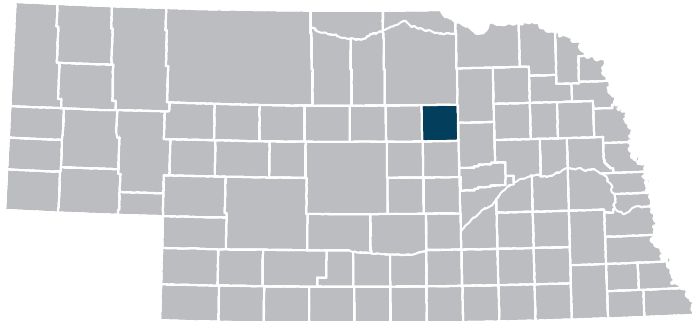
13. U.S. Census Bureau, 2023 American Community Survey 5-year Estimates, Table S1701.

14. U.S. Census Bureau, 2023 American Community Survey 5-year Estimates, Table B25115.

15. U.S. Census Bureau, 2023 American Community Survey 5-year Estimates, Table B17001B-I.

2024 COUNTY DATA FACT SHEET

COUNTY: **WHEELER**



775

TOTAL
POPULATION ¹

180

CHILD POPULATION
(19 & UNDER) ¹



HEALTH

8%

CHILDREN UNINSURED ²

20%

CHILDREN ENROLLED
IN PUBLIC HEALTH
INSURANCE ³



CHILD WELFARE

0

NON-COURT CHILD
WELFARE SYSTEM
INVOLVEMENT
(RATE/1000) ⁴

0

CHILD WELFARE
SYSTEM
INVOLVEMENT
(RATE/1000) ⁴

0

CHILDREN RECEIVING OUT-OF-
HOME SERVICES (RATE/1000) ⁴



JUVENILE JUSTICE

0

CHILDREN ON PROBATION
(RATE/1000) ⁵

0

FEES AND FINES PER
JUVENILE CASE (RATE/100) ⁶

0

ARRESTS (RATE/1000) ⁷



EDUCATION

48%

3- & 4-YEAR OLDS
ENROLLED IN
SCHOOL ⁸

HIGH
SCHOOLERS
GRADUATING
IN 4-YEARS ⁹

NSCAS 3RD
GRADE
READING
PROFICIENCY ⁹

34

CAPACITY OF LICENSED CHILD CARE
FACILITY PER 100 CHILDREN UNDER 6
WITH ALL AVAILABLE PARENTS WORKING ¹⁰



ECONOMIC STABILITY

100%

FOOD INSECURE CHILDREN
IN HOUSEHOLDS WITH
INCOMES BELOW 185
FEDERAL POVERTY LINE ¹¹

39%

CHILDREN IN LOW-
INCOME FAMILIES
(UNDER 200% OF FEDERAL
POVERTY LINE) ¹²

2%

CHILDREN IN
POVERTY ¹³

25%

CHILD FOOD
INSECURITY RATE ¹¹

42%

FAMILIES WITH
CHILDREN WHO
OWN THEIR HOME ¹⁴

22%

CHILDREN
OF COLOR IN
POVERTY ¹⁵

*Data suppressed

1. U.S. Census Bureau, Annual County Resident Population Estimates by Selected Age Groups and Sex: April 1, 2020 to July 1, 2023.

2. U.S. Census Bureau, 2023 American Community Survey 5-year Estimates, Table B27001.

3. U.S. Census Bureau, 2023 American Community Survey 5-year Estimates, Table B27003.

4. Nebraska Department of Health and Human Services; U.S. Census Bureau, Annual County Resident Population Estimates by Selected Age Groups and Sex: April 1, 2020 to July 1, 2023.

5. Nebraska Administrative Office of the Courts and Probation.

6. Based on Data obtained from Nebraska Administrative Office of the Courts and Probation; Nebraska Judicial Branch Juvenile Justice System Statistical Annual Report (2019, 2020, 2021, 2022).

7. Nebraska Crime Commission.

8. U.S. Census Bureau, 2023 American Community Survey 5-year Estimates, Table B14003.

9. Nebraska Department of Education.

10. Nebraska Department of Health and Human Services.

11. Feeding America, Map the Meal Gap 2022, Child Food Insecurity in Nebraska by County.

12. U.S. Census Bureau, 2023 American Community Survey 5-year Estimates, Table B17024.

13. U.S. Census Bureau, 2023 American Community Survey 5-year Estimates, Table S1701.

14. U.S. Census Bureau, 2023 American Community Survey 5-year Estimates, Table B25115.

15. U.S. Census Bureau, 2023 American Community Survey 5-year Estimates, Table B17001B-I.

2024 COUNTY DATA FACT SHEET

COUNTY: **YORK**



14,356

TOTAL
POPULATION¹

3,781

CHILD POPULATION
(19 & UNDER)¹



HEALTH

5%

CHILDREN UNINSURED²

32%

CHILDREN ENROLLED
IN PUBLIC HEALTH
INSURANCE³



CHILD WELFARE

7

NON-COURT CHILD
WELFARE SYSTEM
INVOLVEMENT
(RATE/1000)⁴

27

CHILD WELFARE
SYSTEM
INVOLVEMENT
(RATE/1000)⁴

19

CHILDREN RECEIVING OUT-OF-
HOME SERVICES (RATE/1000)⁴



JUVENILE JUSTICE

17

CHILDREN ON PROBATION
(RATE/1000)⁵

64

FEES AND FINES PER
JUVENILE CASE (RATE/100)⁶

3

ARRESTS (RATE/1000)⁷



EDUCATION

43%

3- & 4-YEAR OLDS
ENROLLED IN
SCHOOL⁸

97%

HIGH
SCHOOLERS
GRADUATING
IN 4-YEARS⁹

60%

NSCAS 3RD
GRADE
READING
PROFICIENCY⁹

85

CAPACITY OF LICENSED CHILD CARE
FACILITY PER 100 CHILDREN UNDER 6
WITH ALL AVAILABLE PARENTS WORKING¹⁰



ECONOMIC STABILITY

61%

FOOD INSECURE CHILDREN
IN HOUSEHOLDS WITH
INCOMES BELOW 185
FEDERAL POVERTY LINE¹¹

37%

CHILDREN IN LOW-
INCOME FAMILIES
(UNDER 200% OF FEDERAL
POVERTY LINE)¹²

11%

CHILDREN IN
POVERTY¹³

18%

CHILD FOOD
INSECURITY RATE¹¹

73%

FAMILIES WITH
CHILDREN WHO
OWN THEIR HOME¹⁴

14%

CHILDREN
OF COLOR IN
POVERTY¹⁵

1. U.S. Census Bureau, Annual County Resident Population Estimates by Selected Age Groups and Sex: April 1, 2020 to July 1, 2023.

2. U.S. Census Bureau, 2023 American Community Survey 5-year Estimates, Table B27001.

3. U.S. Census Bureau, 2023 American Community Survey 5-year Estimates, Table B27003.

4. Nebraska Department of Health and Human Services; U.S. Census Bureau, Annual County Resident Population Estimates by Selected Age Groups and Sex: April 1, 2020 to July 1, 2023.

5. Nebraska Administrative Office of the Courts and Probation.

6. Based on Data obtained from Nebraska Administrative Office of the Courts and Probation;

Nebraska Judicial Branch Juvenile Justice System Statistical Annual Report (2019, 2020, 2021, 2022).

7. Nebraska Crime Commission.

8. U.S. Census Bureau, 2023 American Community Survey 5-year Estimates, Table B14003.

9. Nebraska Department of Education.

10. Nebraska Department of Health and Human Services.

11. Feeding America, Map the Meal Gap 2022, Child Food Insecurity in Nebraska by County.

12. U.S. Census Bureau, 2023 American Community Survey 5-year Estimates, Table B17024.

13. U.S. Census Bureau, 2023 American Community Survey 5-year Estimates, Table S1701.

14. U.S. Census Bureau, 2023 American Community Survey 5-year Estimates, Table B25115.

15. U.S. Census Bureau, 2023 American Community Survey 5-year Estimates, Table B17001B-1.